

# Winter School on Complex Networks

SophiaTech campus  
11-19 January 2018

# General information

## □ Website

- [www-sop.inria.fr/members/Giovanni.Neglia/complexnetworks/](http://www-sop.inria.fr/members/Giovanni.Neglia/complexnetworks/)

## □ Organization of the school

## □ Spirit

## □ Presence

## □ Exam

## □ For any question: [giovanni.neglia@inria.fr](mailto:giovanni.neglia@inria.fr)

# Winter School on Complex Networks

## **Lecture 1: Introduction to Complex Networks**

Giovanni Neglia  
INRIA – EPI NEO  
11 January 2018

# Which network?



# Which network?





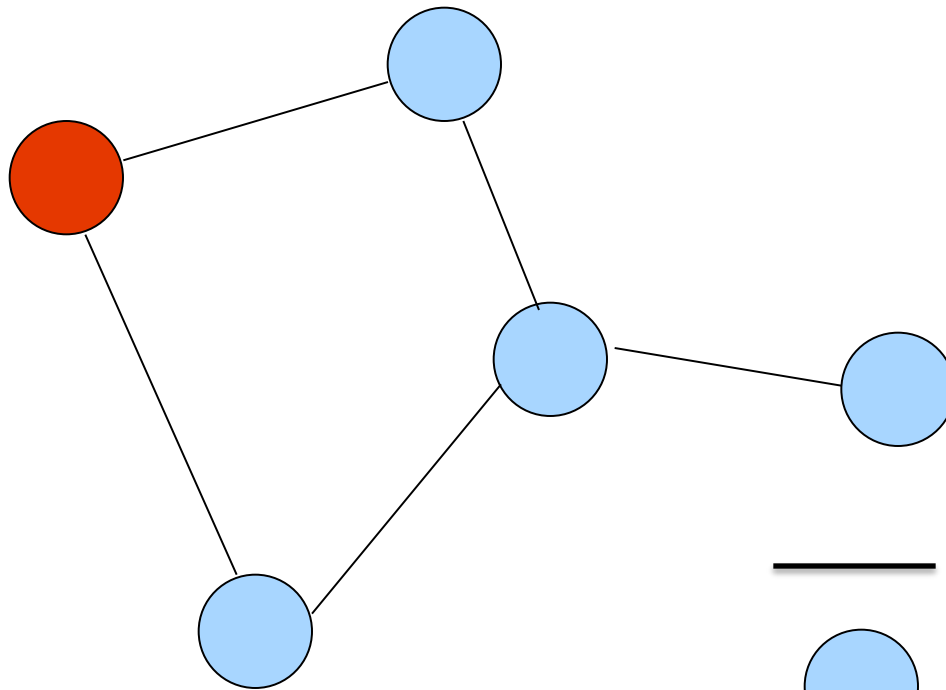
# Network Science

## 1. Common properties to many existing networks


- Social nets, transportation nets, electrical power grids, Internet AS net, P2P nets, gene regulatory net,
- These are the "complex networks" that exhibit "non-trivial topological features—features that do not occur in simple networks such as lattices or random graphs but often occur in real graphs" [confusing wikipedia's definition]

## 2. Important dynamic processes on these networks show the same properties


# Contagion



— Physical Contacts

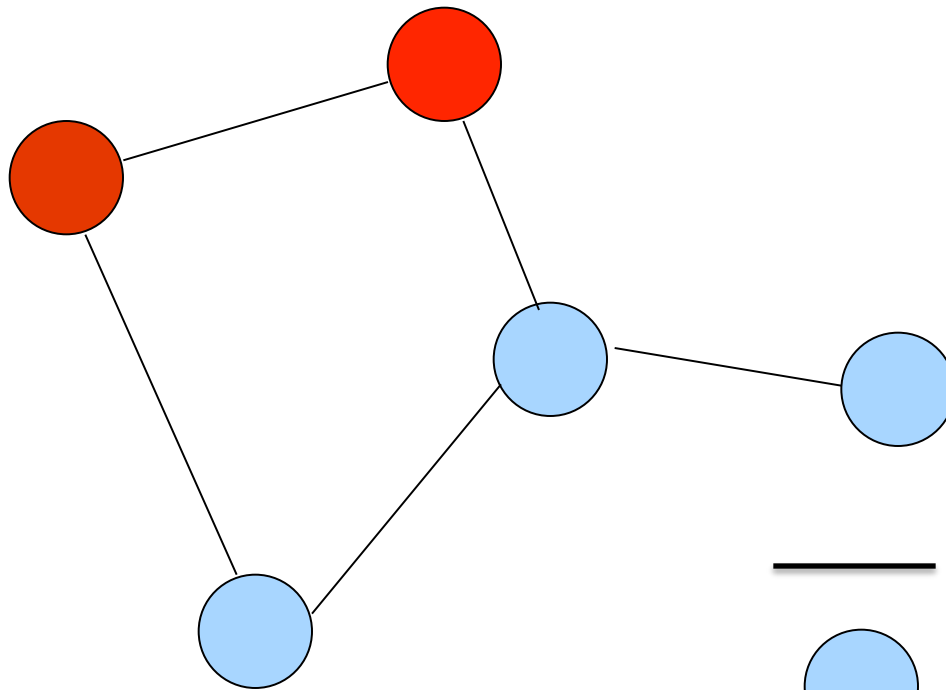


w/o disease




w/ disease


# Contagion



— Physical Contacts



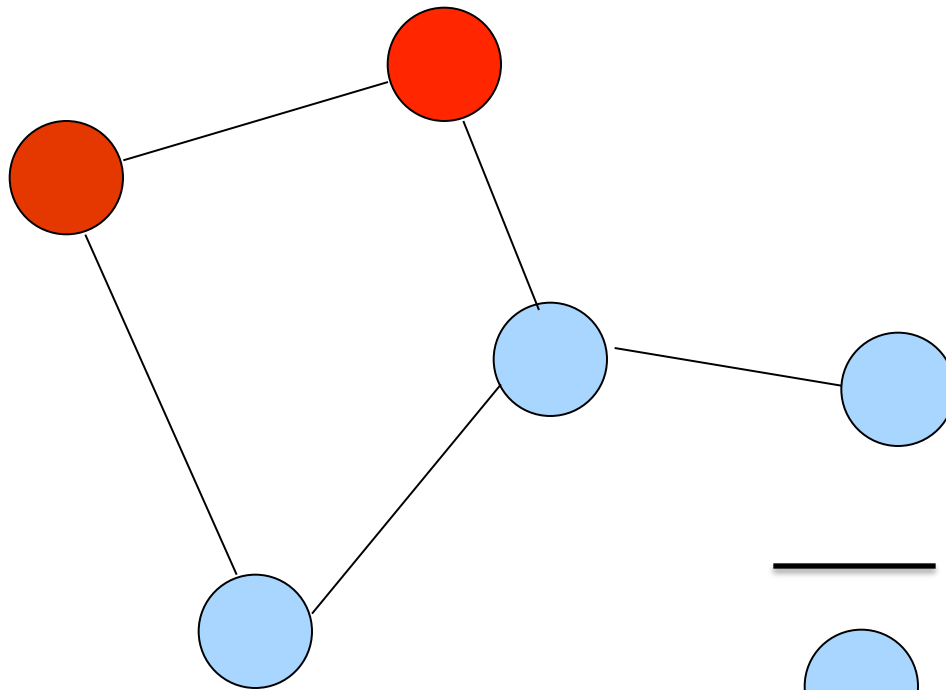
w/o disease




w/ disease




# Contagion



— FB friendship

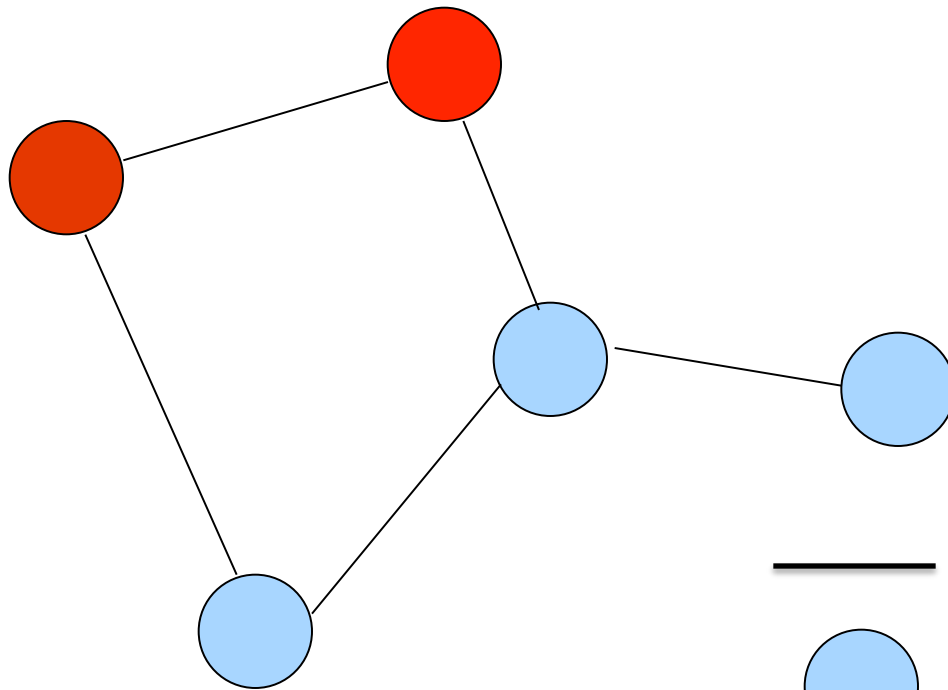


w/o rumour




w/ rumour


# Contagion



— P2P overlay link

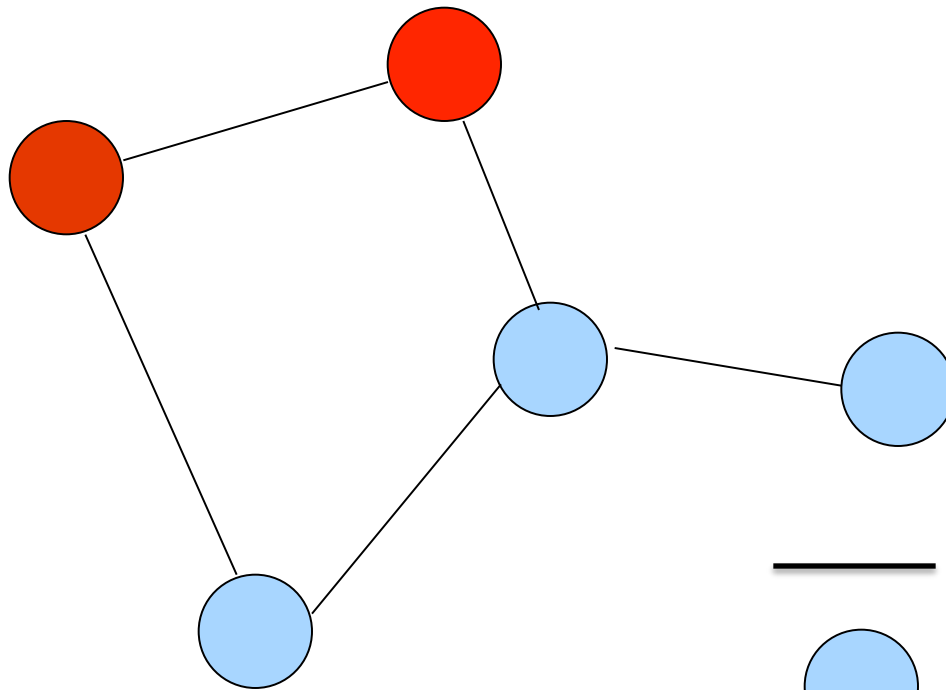


w/o file




w/ file


# Contagion



— DTN contact



w/o packet



w/ packet

# Take Home Lesson

If we understand how topological properties influence contagion

- we can speed-up or slow-down contagion
- we can use these lessons to engineer new protocols (overlay topologies, replication mechanisms,...)

# Outline

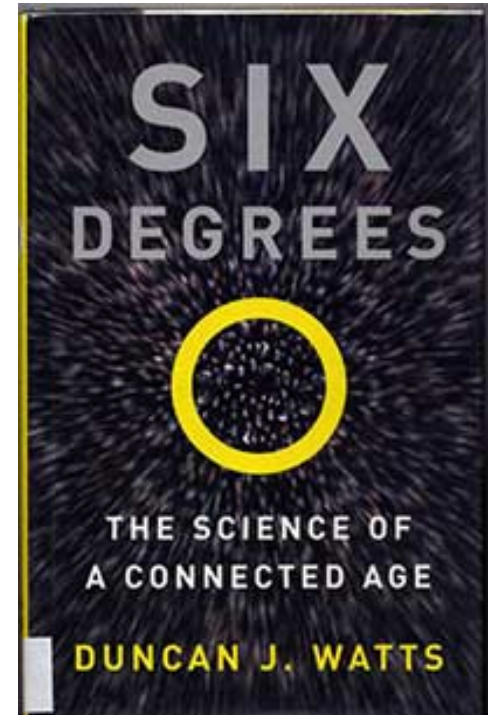
- Properties of Complex Networks (high-level view)
  - Small diameter
  - High Clustering
  - Hubs and heavy tails
- Physical causes
- What is Network Science?
  - Is it really a new science? Different from graph theory?

# Milgram's experiment (1967)



# 6 degrees of separation

Six degrees of separation is the idea that everyone is on average approximately six steps away, by way of introduction, from any other person in the world, so that a chain of "a friend of a friend" statements can be made, on average, to connect any two people in six steps or fewer.



2003



# Small Diameter, more formally

- ❑ A linear network has diameter  $N-1$  and average distance  $\Theta(N)$ 
  - How to calculate it?
- ❑ A square grid has diameter and average distance  $\Theta(\sqrt{N})$
- ❑ Small Diameter: diameter  $O((\log(N))^a)$ ,  $a > 0$
- ❑ Lessons from model: a few long distance random connections are enough

# Erdős-Rényi graph

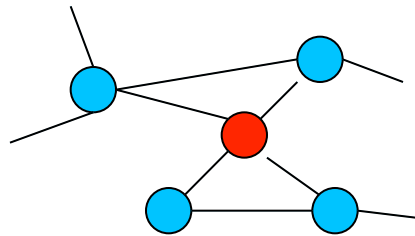
- A ER graph  $G(N,q)$  is a stochastic process
  - $N$  nodes and edges are selected with prob.  $q$
- Purpose: abstract from the details of a given graph and reach conclusions depending on its average features

# Erdős-Rényi graph

- A ER graph  $G(N,q)$  is a stochastic process
  - $N$  nodes and edges are selected with prob.  $q$
  - Degree distribution:  $P(d) = C_{N-1}^d q^d (1-q)^{N-1-d}$ 
    - Average degree:  $\langle d \rangle = q(N-1)$
    - For  $N \rightarrow \infty$  and  $Nq$  constant:  $P(d) \approx e^{-\langle d \rangle} \langle d \rangle^d / d!$ 
      - $\langle d^2 \rangle = \langle d \rangle(1 + \langle d \rangle)$
  - Average distance:  $\langle l \rangle \approx \log N / \log \langle d \rangle$ 
    - Small diameter

# Clustering

- "The friends of my friends are my friends"
- Local clustering coefficient of node  $i$ 
  - $(\# \text{ of closed triplets with } i \text{ at the center}) / (\# \text{ of triplets with node } i \text{ at the center}) = (\text{links among } i\text{'s neighbors of node } i) / (\text{potential links among } i\text{'s neighbors})$



$$C_i = 2 / (4 * 3 / 2) = 1/3$$

- Global clustering coefficient
  - $(\text{total } \# \text{ of closed triplets}) / (\text{total } \# \text{ of triplets})$ 
    - $\# \text{ of closed triplets} = 3 \# \text{ of triangles}$
  - Or  $1/N \sum_i C_i$

# Clustering

□ In ER

○  $C \approx q \approx \langle d \rangle / N$

# Clustering

## □ In real networks

Network	Size	$\langle k \rangle$	$\ell$	$\ell_{rand}$	$C$	$C_{rand}$	Reference	Nr.
WWW, site level, undir.	153 127	35.21	3.1	3.35	0.1078	0.00023	Adamic, 1999	1
Internet, domain level	3015–6209	3.52–4.11	3.7–3.76	6.36–6.18	0.18–0.3	0.001	Yook <i>et al.</i> , 2001a, Pastor-Satorras <i>et al.</i> , 2001	2
Movie actors	225 226	61	3.65	2.99	0.79	0.00027	Watts and Strogatz, 1998	3
LANL co-authorship	52 909	9.7	5.9	4.79	0.43	$1.8 \times 10^{-4}$	Newman, 2001a, 2001b, 2001c	4
MEDLINE co-authorship	452 251	11.7	4.6	3.01	0.96	$6 \times 10^{-5}$	Newman, 2001a, 2001b, 2001c	5
SPIRES co-authorship	56 627	173	4.0	2.12	0.72	0.003	Newman, 2001a, 2001b, 2001c	6
NCSTRL co-authorship	11 794	1.53	3.7	1.6	0.48	$3 \times 10^{-4}$	Newman, 2001a, 2001b, 2001c	7
Math. co-authorship	70 975	3.9	9.5	8.2	0.59	$5.4 \times 10^{-5}$	Barabási <i>et al.</i> , 2001	8
Neurosci. co-authorship	209 293	11.5	6	5.01	0.76	$5.5 \times 10^{-5}$	Barabási <i>et al.</i> , 2001	9
<i>E. coli</i> , substrate graph	282	7.35	2.9	3.04	0.32	0.026	Wagner and Fell, 2000	10
<i>E. coli</i> , reaction graph	315	28.3	2.62	1.98	0.59	0.09	Wagner and Fell, 2000	11
Ythan estuary food web	134	8.7	2.43	2.26	0.22	0.06	Montoya and Solé, 2000	12
Silwood Park food web	154	4.75	3.40	3.23	0.15	0.03	Montoya and Solé, 2000	13
Words, co-occurrence	460.902	70.13	2.67	3.03	0.437	0.0001	Ferrer i Cancho and Solé, 2001	14
Words, synonyms	22 311	13.48	4.5	3.84	0.7	0.0006	Yook <i>et al.</i> , 2001b	15
Power grid	4941	2.67	18.7	12.4	0.08	0.005	Watts and Strogatz, 1998	16
<i>C. Elegans</i>	282	14	2.65	2.25	0.28	0.05	Watts and Strogatz, 1998	17

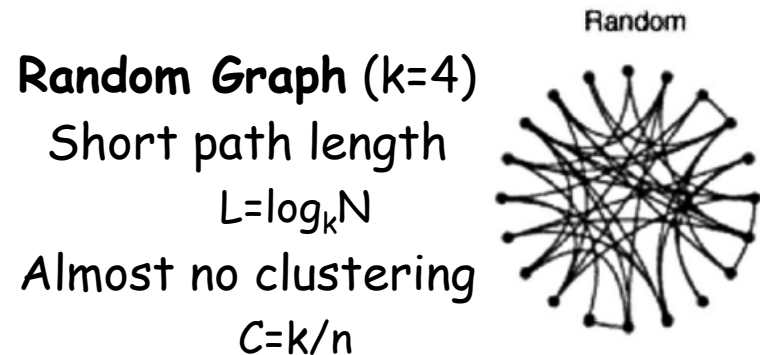
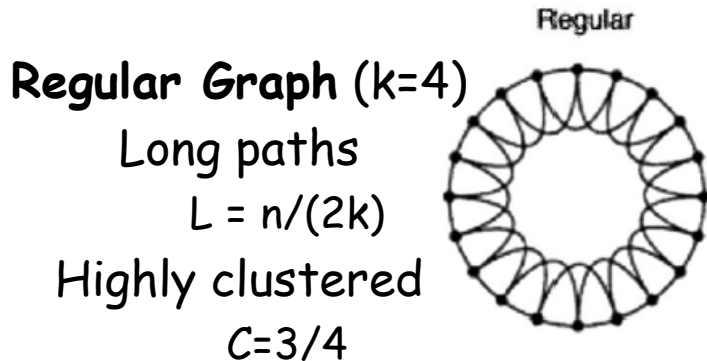
Good matching for avg distance,  
Bad matching for clustering coefficient

# How to model real networks?

"Geometric" Graphs have a high clustering coefficient  
but also a high diameter

Random Graphs have a low diameter  
but a low clustering coefficient

--> Combine both to model real networks: the Watts and Strogatz model



Regular ring lattice



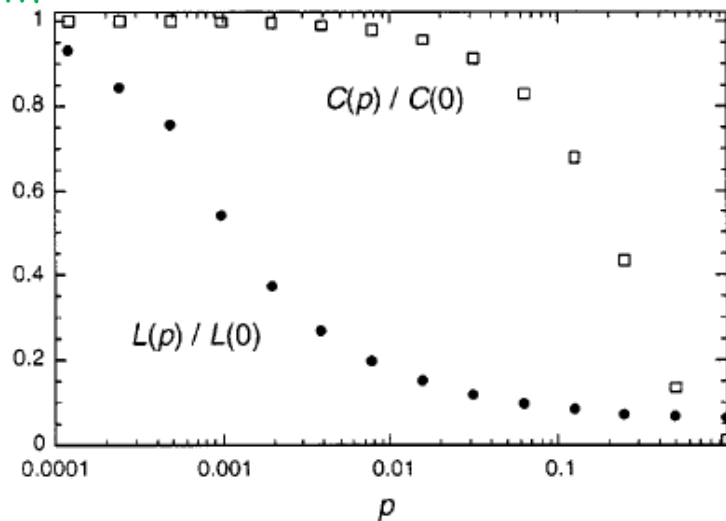
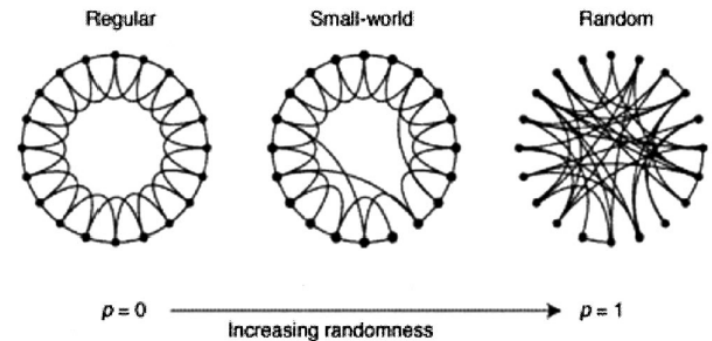
# Watts and Strogatz model

Random rewiring of regular graph

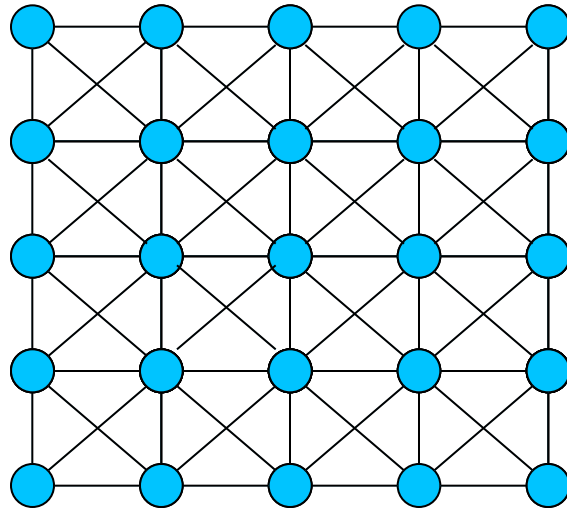
With probability  $p$  rewire each link in a regular graph to a randomly selected node

Resulting graph has properties both of regular and random graphs

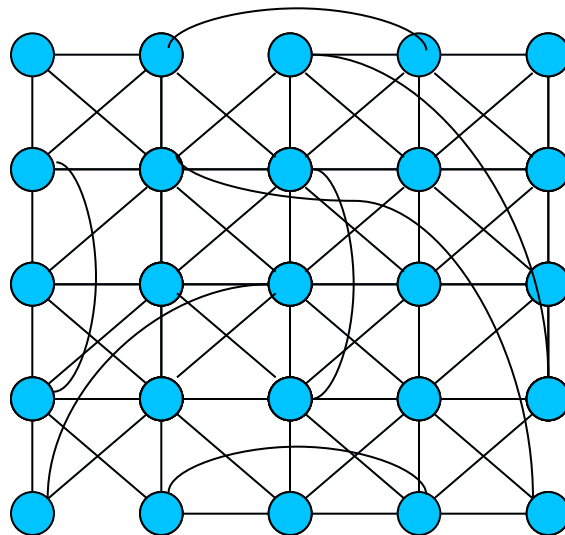
--> High clustering and short path length



# The 2D case



# The 2D case



# Small World

## □ to denote

1. Small diameter
2. **Small diameter + high clustering**
3. Small diameter + navigability

## □ Cause

- Nodes are embedded in some multidimensional space (e.g. geography, jobs, hobbies)
- There are some random far-away links

# Intermezzo: navigation

- ❑ In Small world nets there are short paths  $O((\log(N))^a)$
- ❑ But can we find them?
  - Milgram's experiment suggests nodes can find them using only local information
  - Standard routing algorithms require  $O(N)$  information!
  - The answer will arrive in a later module



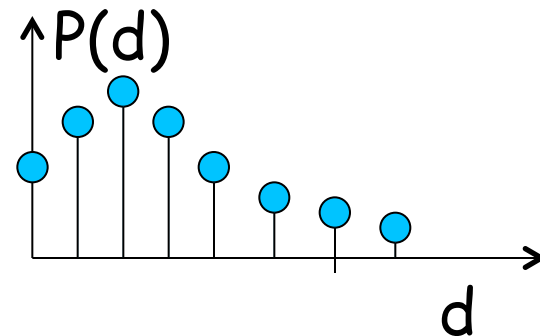
# Hubs

## □ 80/20 rule

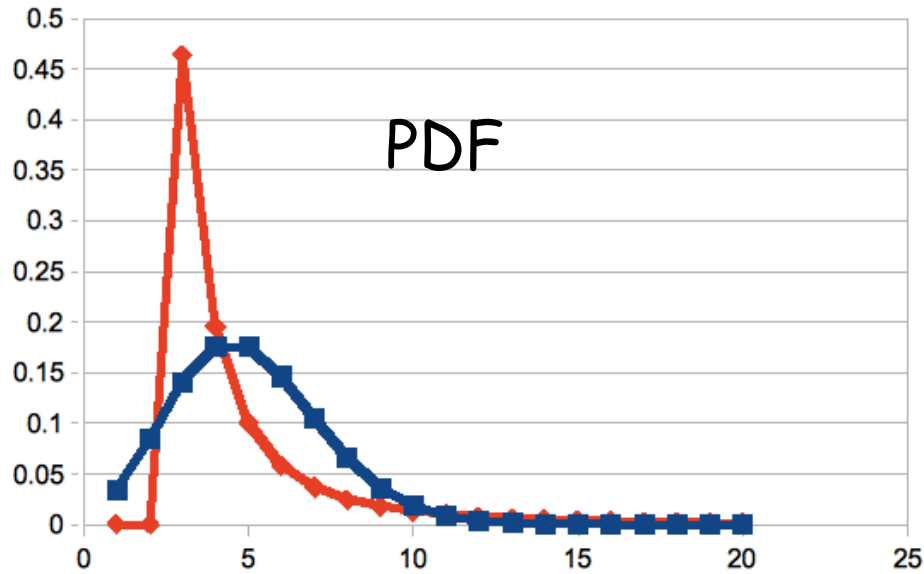
- few nodes with degree much higher than the average
- a lot of nodes with degree smaller than the average
- (imagine Bill Clinton enters this room, how representative is the avg income)

## □ ER with $N=1000$ , $\langle d \rangle=5$ , $P(d) \approx e^{-\langle d \rangle} \langle d \rangle^d / d!$

- #nodes with  $d=10$ :  $N \cdot P(10) \approx 18$
- #nodes with  $d=20$ :  $N \cdot P(20) \approx 2.6 \cdot 10^{-4}$

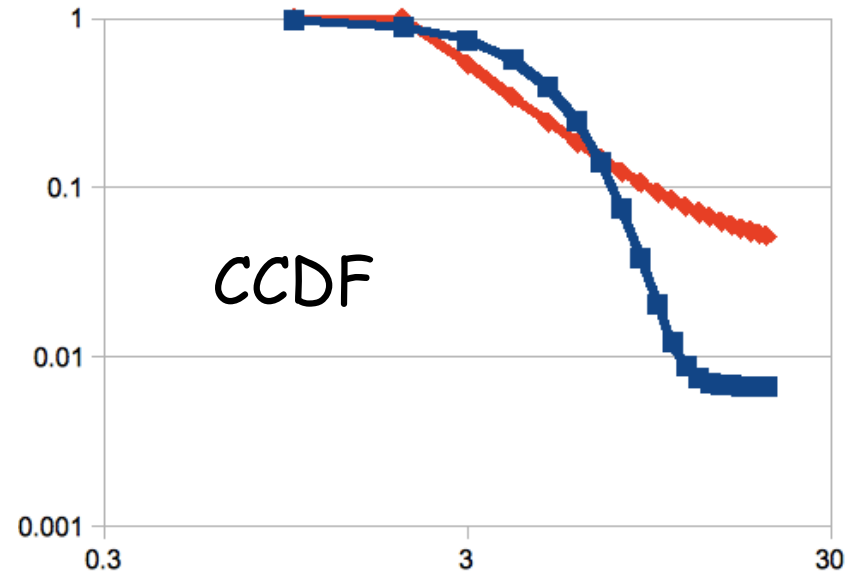


# Hubs



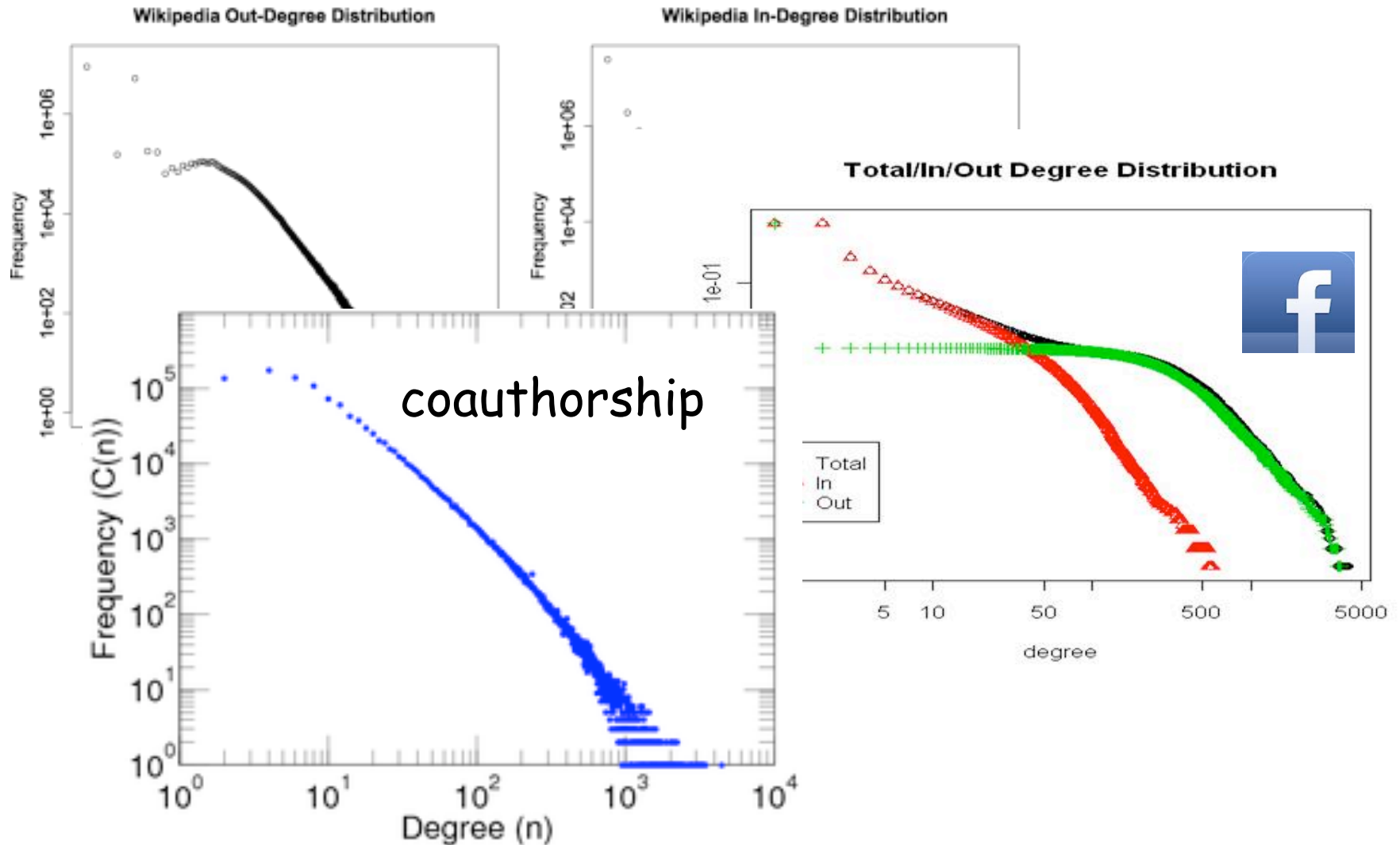
Power law:  
 $P(d) \sim d^{-\alpha}$

ER  
Power law

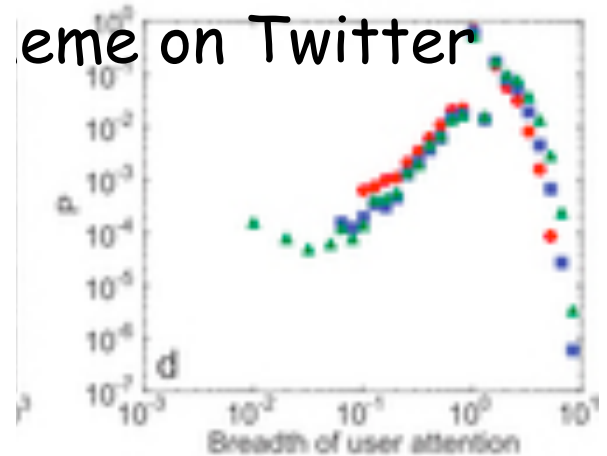

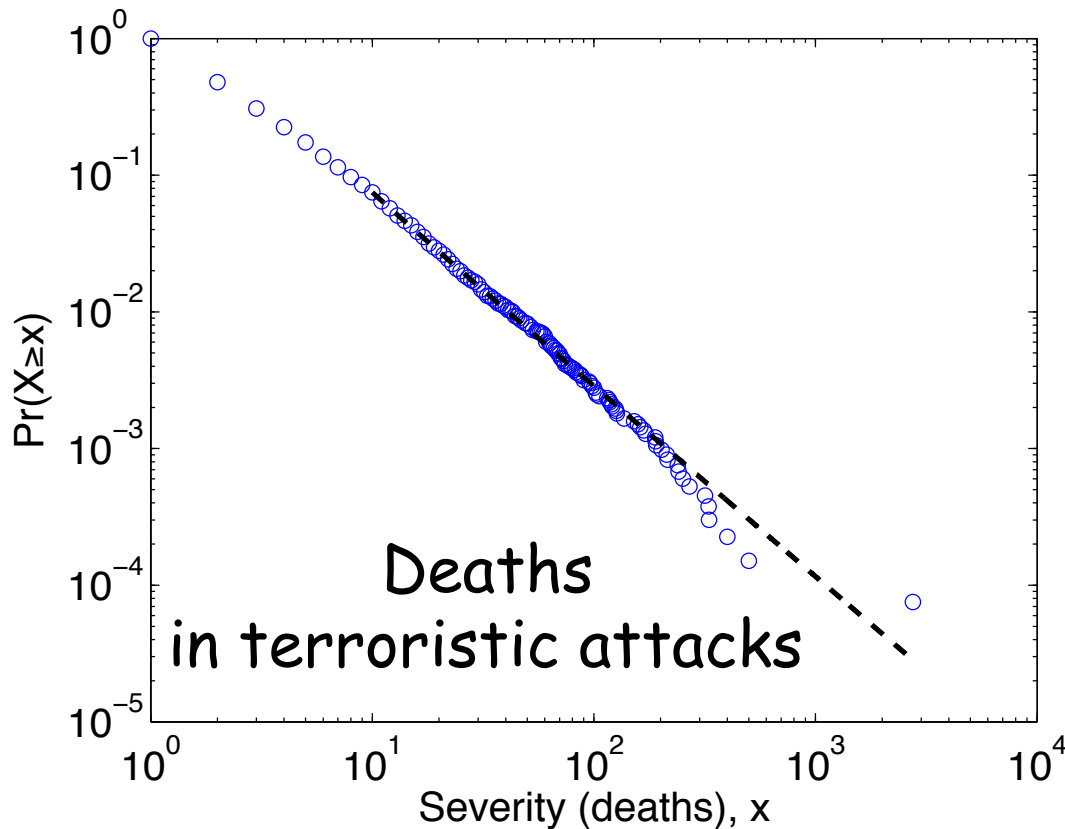





# Power law degree distributions



... and more



# Power Law

- $P(d) = d^{-\alpha}$ 
  - $\alpha < 2$ , infinite average degree
  - $\alpha < 3$ , infinite standard deviation
- Many real networks have  $2 < \alpha < 3$ , they lack a characteristic degree or scale:
  - **scale-free networks**

# Power Law

- Where does it come from?
  - Albert-Barabasi's growth model
  - Highly Optimized Model
  - And other models
    - See Michael Mitzenmacher, *A Brief History of Generative Models for Power Law and Lognormal Distributions*

# Albert-Barabasi's model

## □ Two elements

### ○ Growth

- $m_0$  initial nodes, every time unit we add a new node with  $m$  links to existing nodes

### ○ Preferential attachment

- The new node links to a node with degree  $k_i$  with probability

$$\Pi(k_i) = \frac{k_i}{\sum_{j=1, N} k_j}$$

The rich becomes richer

### ○ It generates power-law

# What is Network Science?

## □ *A natural science*

- The focus is on existing networks (not graphs in general)
- Understand observed phenomena

## □ An interdisciplinary approach, it draws on many different theories and methods

- graph theory from mathematics, statistical mechanics from physics, data mining and information visualization from computer science, inferential modeling from statistics, social structure from sociology...

# What after?

- ❑ Albert–Barabasi’s model
- ❑ how complex nets properties affect a specific dynamic process (infection)
- ❑ software tools to study complex networks (F. Huet)
- ❑ learn complex nets properties through random walks (K. Avrachenkov)
- ❑ how to navigate in complex nets? (N. Nisse)



# What after?

- ❑ studying mobility through complex nets (T. Spyropoulos)
- ❑ What Twitter looks like (A. Legout)
- ❑ What R&D networks look like (M. Napoletano)
- ❑ how to describe and query the semantic web graph (F. Gandon)
- ❑ Learning from an email network (C. Bouveyron)

# Power Law

- Where does it come from?
  - Albert-Barabasi's growth model
  - Highly Optimized Model
  - And other models
    - See Michael Mitzenmacher, *A Brief History of Generative Models for Power Law and Lognormal Distributions*

# Albert-Barabasi's model

## □ Two elements

### ○ Growth

- $m_0$  initial nodes, every time unit we add a new node with  $m$  links to existing nodes

### ○ Preferential attachment

- The new node links to a node with degree  $k_i$  with probability

$$\Pi(k_i) = \frac{k_i}{\sum_{j=1, N} k_j}$$

The rich becomes richer

# Albert-Barabasi's model

- Node  $i$  arrives at time  $t_i$ , its degree keeps increasing
- With a continuum approximation:

$$\frac{\partial k_i}{\partial t} = \frac{mk_i}{\sum_{j=1, N} k_j} = \frac{mk_i}{2tm} = \frac{k_i}{2t} \rightarrow k_i(t) = m \left( \frac{t}{t_i} \right)^\beta, \beta = \frac{1}{2}$$

- Then degree distribution at time  $t$  is:

$$P(k_i(t) < k) = P(t_i > t \frac{m^{1/\beta}}{k^{1/\beta}})$$

# Albert-Barabasi's model

- At time  $t$  there are  $m_0+t$  nodes, if we consider that the  $t$  nodes are added uniformly at random in  $[0,t]$ , then

$$P(t_i > x) = \frac{t - x}{t + m_0}$$

$$P(k_i(t) < k) = \frac{t}{t + m_0} \left( 1 - \frac{m^{1/\beta}}{k^{1/\beta}} \right)$$

# Albert-Barabasi's model

□ The PDF is

$$P(k_i(t) = k) = \frac{\partial P(k_i(t) \leq k)}{\partial k} = \frac{t}{t + m_0} \frac{1}{\beta} \frac{m^{1/\beta}}{k^{1/\beta+1}}$$

□ For  $t \rightarrow \infty$

$$P(k_i(t) = k) \xrightarrow{t \rightarrow \infty} \frac{1}{\beta} \frac{m^{1/\beta}}{k^{1/\beta+1}} \propto k^{-\gamma}, \quad \gamma = 3$$

# Albert-Barabasi's model

□ If  $\Pi(k_i) \propto a + k_i$ ,  $P(k) \propto k^{-\gamma}$ ,  $\gamma = 3 + \frac{a}{m}$

□ Other variants:

○ With fitness  $\Pi(k) = \frac{\eta_i k_i}{\sum_{j=1, N} \eta_j k_j}$

○ With rewiring (a prob.  $p$  to rewire an existing connection)

○ Uniform attaching with "aging": A vertex is deactivated with a prob. proportional to  $(k_i + a)^{-1}$