

# Toyota Smarthome: Real-World Activities of Daily Living

Srijan Das<sup>1,2</sup>, Rui Dai<sup>1,2</sup>, Michal Koperski<sup>1,2</sup>, Luca Minciullo<sup>3</sup>, Lorenzo Garattoni<sup>3</sup>,  
Francois Bremond<sup>1,2</sup> and Gianpiero Francesca<sup>3</sup>

<sup>1</sup>Université Côte d’Azur   <sup>2</sup>Inria   <sup>3</sup>Toyota Motor Europe

## Abstract

*The performance of deep neural networks is strongly influenced by the quantity and quality of annotated data. Most of the large activity recognition datasets consist of data sourced from the web, which does not reflect challenges that exist in activities of daily living. In this paper, we introduce a large real-world video dataset for activities of daily living: Toyota Smarthome. The dataset consists of 16K RGB+D clips of 31 activity classes, performed by seniors in a smarthome. Unlike previous datasets, videos were fully unscripted. As a result, the dataset poses several challenges: high intra-class variation, high class imbalance, simple and composite activities, and activities with similar motion and variable duration. Activities were annotated with both coarse and fine-grained labels. These characteristics differentiate Toyota Smarthome from other datasets for activity recognition. As recent activity recognition approaches fail to address the challenges posed by Toyota Smarthome, we present a novel activity recognition method with attention mechanism. We propose a pose driven spatio-temporal attention mechanism through 3D ConvNets. We show that our novel method outperforms state-of-the-art methods on benchmark datasets, as well as on the Toyota Smarthome dataset. We release the dataset for research use<sup>1</sup>.*

## 1. Introduction

Recent studies show that improvements in recognition methods are often paired with the availability of annotated data. For instance, significant boosts in image recognition accuracy on the AlexNet and VGG architectures [20, 37] were possible thanks to ImageNet [9] dataset. Similarly, the Inflated 3D Convolutional Networks (I3D) for activity recognition [4] largely benefited from the Kinetics [4] dataset.

Most of the available activity recognition datasets such as UCF101 [39], HMDB51 [21], Kinetics [4] are gathered from video web services (e.g. YouTube). Such datasets introduce data bias as they mainly contain activities concerning sports, outdoor activities and playing instruments. In addition, these activities have a significant inter-class variance (e.g. bike riding vs. sword exercising), which usually does not characterize daily living activities. Besides, most video clips only last a few seconds.

ADL datasets proposed in the past years [33, 46, 45, 40] were typically recorded using static cameras from a single viewpoint. The activities were performed in front of cameras by actors (often voluntary students), who were instructed beforehand. As a consequence, activities were performed in a similar, somewhat unnatural way. Finally, most of the datasets do not include complex, composite activities as they focus only on short, atomic motions. Table 1 provides a list of the most popular ADL datasets, outlining their key features along with the limitations mentioned above.

We introduce a new dataset that aims at addressing these limitations: **Toyota Smarthome**. Toyota Smarthome, hereafter Smarthome, contains approx. 16.1K video clips with 31 activity classes performed by 18 subjects. The challenges of this dataset are characterized by the rich diversity of activity categories performed in a real-world domestic environment. The dataset contains fine-grained activities (e.g. *drinking with a cup, bottle or a can*) and composite activities (e.g. *cooking*). The activities were recorded in 3 different scenes from 7 camera viewpoints. Real-world challenges comprise occlusion and high intra-class variation. Another unique feature of Smarthome is that activities are performed by subjects who did not receive any information about how to perform them.

To address the real-world challenges in Smarthome, we propose a novel attention mechanism on top of currently high-performing spatio-temporal convolutional networks [4] (3D ConvNet). Inspired by [11], our method uses both spatial and temporal attention mechanisms. We dissociate the spatial and temporal attention mechanisms (instead

<sup>1</sup><https://project.inria.fr/toyotasmarthome>

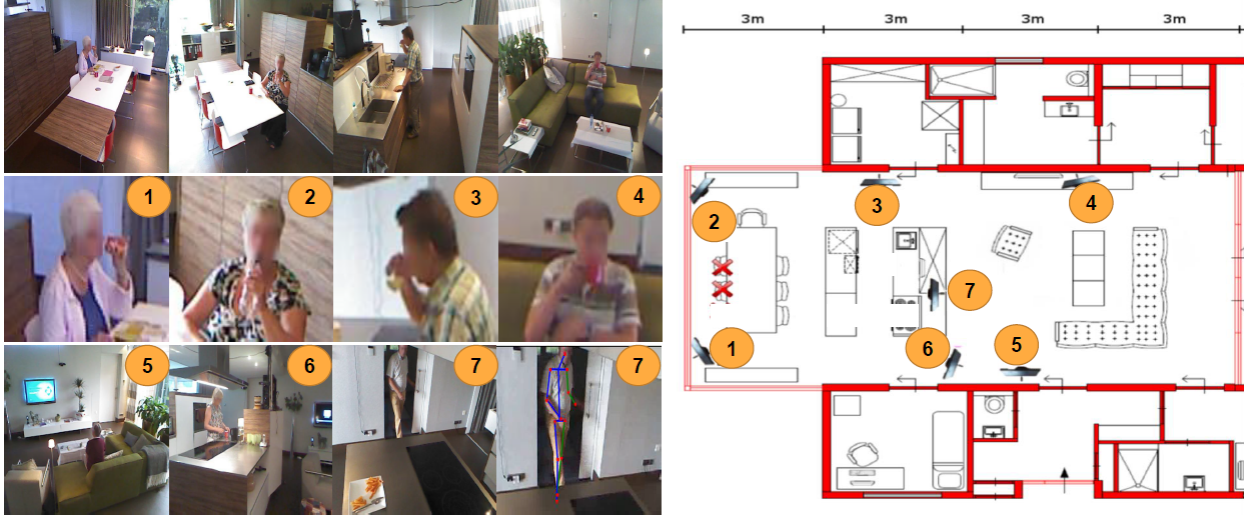


Figure 1. Sample frames from Smarthome dataset: 1-7 label at the right top corner respectively correspond to camera view 1, 2, 3, 4, 5, 6 and 7 as marked in the plan of the apartment on the right. Image from camera view (1) *Drink from can*, (2) *Drink from bottle*, (3) *Drink from glass* and (4) *Drink from cup* are all fine grained activities with a coarse label *drink*. Image from camera view (5) *Watch TV* and (6) *Insert tea bag* show activities with large source-to-camera distance and occlusion. Images with camera view (7) *Enter* illustrate the RGB image and the provided 3D skeleton.

of coupling them). In our architecture, two sub-networks independently regress the attention weights, based on 3D human skeletons inputs. The proposed attention mechanism aims at addressing the diversity of activity categories present in Smarthome. On the one hand, activities with human-object interaction require spatial attention to encode the information on the object involved in the activity. On the other hand, activities with temporal dynamics such as *sitting* or *standing up* require temporal attention to focus on the key frames that characterize the motion. The proposed method achieves state-of-the-art results on Smarthome and two public datasets: large-scale NTU-RGB+D [33] and a human-object interaction dataset - Northwestern-UCLA [46].

## 2. Related work

In this section, we briefly review publicly available daily living activity datasets and state-of-the-art activity recognition algorithms, focusing on attention mechanisms.

### 2.1. ADL real-world datasets

To deploy activity recognition algorithms on real-world sites, a validation on videos replicating real-world challenges is crucial. To well comprehend the limitations of currently-available datasets, we identify a set of indicators of how well each of these datasets addresses the main real-world challenges. **Context:** The context is the background information of the video. Some activity datasets feature a rich variety of contextual information (context biased). In some cases, the contextual information is so rich that it is

sufficient on its own to recognize activities. For instance, in UCF and kinetics, processing the part of the frames around the human is often sufficient to recognize the activities. On the other hand, in datasets recorded in environments with similar backgrounds (context free), the contextual information is lower and thus cannot be used on its own for activity recognition. This is true, for instance, for datasets recorded indoor such as Smarthome and NTU RGB+D [33]. **Spontaneous acting:** This denotes whether the subjects tend to overstate movements following a guided script (low spontaneous acting). Subjects acting freely a loose script tend to perform activities spontaneously in a natural way (high spontaneous acting). **Camera framing:** This describes how the video has been recorded. Internet videos are recorded by a cameraman (high camera framing) and thus capture the subject performing the activity centered within videos and facing the camera. In contrast to this, real-world videos with fixed cameras (low camera framing) capture activities in an unconstrained field of view. **Cross-view challenge:** In real-world applications, a scene may be recorded from multiple angles. As activities can look different from different angles, activity recognition algorithms should be robust to multi-view scenarios. We therefore indicate which of the datasets pose the cross-view challenge. **Duration variation:** The duration of activities may vary greatly both inter-class and intra-class. A high variation of duration is more challenging and more representative of the real-world. We assign high duration variation to datasets in which the length of video samples varies by more than 1 minute within a class; low duration variation

Table 1. Comparative study highlighting the challenges in real-world setting datasets

Dataset	Context	Duration variation	Cross-view challenge	Composite activities	View Type	Spontaneous acting	Camera framing	Fine-grained activities	Type
ACTEV/VIRAT [7]	free	Medium	Yes	No	Monitoring	Medium	Low	No	Surveillance
SVW [32]	biased	Low	No	No	Shooting	High	High	No	Sport
HMDB [21]	biased	Low	No	No	Shooting	Medium	High	No	Youtube
Kinetics [4]	biased	Low	No	No	Shooting	Medium	High	No	Youtube
AVA [15]	biased	Low	No	No	Shooting	Medium	High	No	Movies
EPIC-KITCHENS [6]	free	High	No	Yes	Egocentric	Medium	High	Yes	Kitchen
Something-Something [14]	free	Low	No	No	Shooting	Low	High	Yes	Object interaction
MPII Cooking2 [31]	free	High	Yes	Yes	Monitoring	Medium	Medium	Yes	Cooking
DAHLIA [42]	free	High	Yes	No	Monitoring	Medium	Medium	No	Kitchen
NUCLA [46]	free	Low	Yes	No	Shooting	Low	High	No	Object interaction
NTU RGB+D [33]	free	Low	Yes	No	Monitoring	Low	High	No	ADL
Charades [35]	free	Low	Yes	Yes	Shooting	Low	High	Yes	ADL
<b>Smarthome</b>	free	High	Yes	Yes	Monitoring	High	Low	Yes	ADL

otherwise. **Composite activities:** Some complex activities can be split into sub-activities (e.g., cooking is composed of *cutting*, *stirring*, *using stove*, etc.). This indicator simply states whether the dataset contains composite activities and their sub-activities. **Fine-grained activities:** Recognizing both coarse and fine-grained activities is often needed for real-world applications. For example, *drinking* is a coarse activity with fine-grained details of the object involved in it, say *can*, *cup*, or *bottle*.

Table 1 shows the comparison of the publicly available real-world activity datasets based on the above indicators.

ADL are usually carried out indoor, resulting in low context information. NTU-RGB+D [33] is one of the largest dataset for ADL, comprising more than 55K samples with multi-view settings. However, NTU-RGB+D was recorded in laboratory rooms and the activities are performed by actors with strict guidance. This results in guided activities and actors facing the cameras. MPII Cooking 2 [31] is an ADL dataset recorded for cooking recipes in an equipped kitchen. The dataset has 8 camera views, with composite activities. This dataset focuses on one cooking place, thus limiting the spatial context and the diversity of activity classes. Charades [35] and Something-Something [14] were recorded by hundreds of people in their own home with very fine-grained activity labels. However, self-recorded activities are very short (10 seconds/activity), often not natural, and always performed facing the camera. Hence, current ADL datasets address only partially the challenges of real-world scenarios. This motivates us to propose Smarthome: a dataset recorded in a semi-controlled environment and real-world settings. Here we summarize the key characteristics of Smarthome: (1) The dataset was recorded in a real apartment using 7 Kinect sensors [49] monitoring 3 scenes: dining room, living room and kitchen (2) Subjects were recorded for an entire day, during which they performed typical daily activities without any script. (3) Activity duration ranges from a couple of seconds to a few minutes. (4) As the camera positions were fixed, the camera-to-subject distance varies considerably between videos. (5)

Sub-activity labels are available for composite activities such as *cooking*, *make coffee*, etc. Our annotations include fine-grained labels together with the coarse activity performed using different objects (e.g., *drink from cup*, *drink from can*, and *drink from bottle*).

## 2.2. ADL recognition methods

A large variety of algorithms have been proposed for ADL datasets. For a long time, activity recognition was dominated by approaches using local features, like dense trajectories [43, 44], combined with fisher vector encoding [27]. These approaches are simple and effective on small datasets. To tackle large datasets, researchers usually concatenate local features with those learned from convolutional networks [5, 36, 10]. A common issue with these popular deep learning approaches for activity recognition, such as Two-stream ConvNets [36], is the difficulty of encoding long-range temporal information. As a possible solution, Donahue et al. in [10] extracted spatial features from CNN network to feed sequential networks (LSTM). It was later shown that even when fed with large and sparse CNN features, sequential networks fail to learn the temporal dynamics [8]. Thus, sequential networks are often fed with 3D pose information [48, 33] to model the body dynamics of the subject performing the activity. However, 3D pose information by itself is not sufficient to encode context information such as objects involved in the activities. Spatio-temporal convolutional operations [41] have been used for activity recognition of large scale internet videos. These spatio-temporal operations are inflated from 2D kernels (I3D), pre-trained on ImageNet [9] and Kinetics [4] to recognize diverse activities with high accuracy [4, 12]. However, such 3D convNets do not exploit the salient part of the video. Recently, attention mechanisms on top of deep networks, such as LSTMs [38, 23] and I3D [47], have produced performance improvements.

Attention mechanisms focus on the salient part of the scene relative to the target activity. Attention mechanisms have gained popularity in the activity recognition commu-

nity [38, 1, 3]. Sharma et al. [34] proposed an attention mechanism on RGB data where spatial attention weights are assigned to different parts of the convolutional feature map extracted from CNN. Liu et al. [38], and Baradel et al. [1] extended the aforementioned attention mechanism for both spatial and temporal attention on either 3D joint coordinates or RGB hand patches. Here, the pose driven spatial attention selectively focuses on the pertinent joints or RGB patches, while the temporal attention focuses on the key frames. All these methods [1, 38, 3, 2] use spatio-temporal attention for optimizing features computed by RNNs. As discussed earlier, the effectiveness of 3D ConvNets w.r.t. RNNs inspired us to use 3D ConvNets for our spatio-temporal attention mechanism.

Recently, some approaches using high-level I3D features have been proposed [15, 13]. The spatio-temporal convolution is guided by object detections in order to focus on the salient part of the images. In [47], the authors proposed a module on top of I3D that computes the attention of each pixel as a weighted sum of the features of all pixels along the space-time volume. However, this module is extremely dependent on the appearance of the activity, i.e., pixel position within the space-time volume. As a result, it fails to recognize activities with similar appearance and low motion. Thus, a more robust and general attention mechanism that soft-weights the salient parts of the feature map is required. With this aim, we propose a novel **separable spatio-temporal** attention mechanism.

### 3. Toyota Smarthome dataset

Toyota Smarthome is a video dataset recorded in an apartment equipped with 7 Kinect v1 cameras. It contains **31 daily living activities** and **18 subjects**. The subjects, senior people in the age range 60-80 years old, were aware of the recording but they were unaware of the purpose of the study. Each subject was recorded for 8 hours in one day starting from the morning until the afternoon. To ensure unbiased activities, no script was provided to the subjects. The obtained videos were analyzed and 31 different activities were annotated. The videos were clipped per activity, resulting in a total of **16,115 video samples**. The dataset has a resolution of  $640 \times 480$  and offers 3 modalities: RGB + Depth + 3D skeleton. The 3D skeleton joints were extracted from RGB using LCR-Net [30]. For privacy-preserving reasons, the face of the subjects is blurred using tinyface detection method [18].

**Challenges.** The dataset encompasses the challenges of recognizing natural and diverse activities. First, as subjects did not follow a script but rather performed typical daily activities, the number of samples for different activities is imbalanced (fig. 2). Second, the camera-to-subject distance varies considerably between videos and sometimes subjects are occluded. Third, the dataset consists of a rich variety of

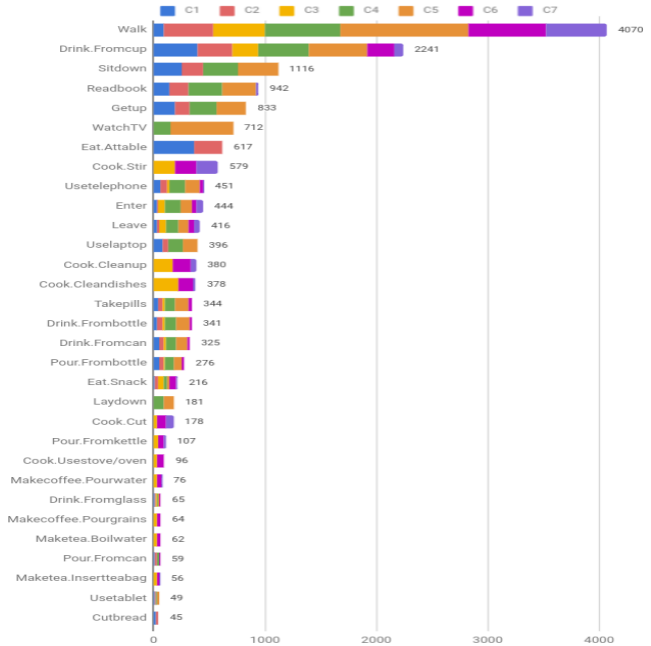


Figure 2. Number of video clips per activity in Smarthome and the relative distribution across the different camera views. C1 to C7 represent 7 camera views. All the activity classes have multiple camera views, ranging from 2 to 7.

activities with different levels of complexity. Sub-activity labels are available for composite activities such as *cooking*, *make coffee*, etc. Fourth, the coarse activity is assigned with fine-grained labels when performed using different objects (for instance, *drink from cup, can, or bottle*). Finally, the duration of activities varies significantly: from a couple of seconds (for instance, *sit down*) to a few minutes (for instance, *read book* or *clean dishes*). All these challenges make the recognition of activities in Smarthome a difficult task. Figure 1 gives a visual overview of the dataset.

#### 3.1. Evaluation protocols

We define two protocols for activity classification evaluation on Smarthome: cross-subject and cross-view. For each criterion, we report the mean per-class accuracy.

**Cross-subject evaluation** In cross-subject (CS) evaluation, we split the 18 subjects into training and testing groups. In order to balance the number of videos for each category of activity in both training and testing, the training group consists of 11 subjects with IDs: 3, 4, 6, 7, 9, 12, 13, 15, 17, 19, 25. The remaining 7 subjects are reserved for testing.

**Cross-view evaluation** For cross-view evaluation we propose two protocols,  $CV_1$  and  $CV_2$ , containing 19 activities<sup>2</sup>. Both protocols use camera 2 for testing and camera

<sup>2</sup>Some activities could not be included as they do not appear in the considered cameras.

5 for validation.

For  $CV_1$ , we pick all samples of camera 1 for training. Camera 1 and camera 2 are both recorded in the dining room, having activities being performed in the same scene from two different viewpoints. This protocol also allows us to verify the generalization of the recognition system as it provides a smaller, highly imbalanced training set.

For  $CV_2$ , we take samples from all cameras: camera 1, 3, 4, 6, 7 for the training set. We select only the samples of the 19 activities as mentioned in the  $CV_1$  protocol.

## 4. Proposed method

To address ADL recognition challenges, we introduce a new pose driven attention mechanism on top of the 3D ConvNets [4]. The spatial and temporal saliency of human activities can be extracted from the time series representation of pose dynamics, which are described by the 3D joint coordinates of the human body.

### 4.1. Spatio-temporal representation of a video

The input of our model are successive crops of human body along the video and their 3D pose information. We focus on the pertinent regions of the spatio-temporal representation from 3D ConvNet, which is a 4-dimensional feature map. Starting from the input of 64 human-cropped frames from a video  $V$ , the spatio-temporal representation  $g$  is the feature map extracted from an intermediate layer of the 3D ConvNet I3D [4]. The intermediate layer we use is the one preceding the Global Average Pooling (GAP) of I3D. The resulting dimension of  $g$  is  $t \times m \times n \times c$ , where  $t$  is time,  $m \times n$  is the spatial resolution and  $c$  are the channels.

We define two separate network branches, one for spatial and one for temporal attention (see fig. 3). These branches apply the corresponding attention mechanism to the input feature map  $g$  and output the modulated feature maps  $g_s$  (for spatial attention) and  $g_t$  (for temporal attention).  $g_s$  and  $g_t$  are processed by a GAP layer and then concatenated. Finally, the prediction is computed from the concatenated feature map via a  $1 \times 1 \times 1$  convolutional operation followed by a softmax activation function.

### 4.2. Separable spatio-temporal attention

In this section, we elaborate on our pose driven spatio-temporal attention mechanism shown in fig. 4. Coupling spatial and temporal attention is difficult for spatio-temporal 3D ConvNet features as the spatial attention should focus on the important parts of the image, and the temporal attention should focus on the pertinent segments of the video. As these processes are different, our idea is to dissociate them. We learn two distinct attention sets, one for spatial and one temporal weights. These weights are linearly multiplied with the feature map  $g$ , to output the modulated feature maps  $g_s$  and  $g_t$ .

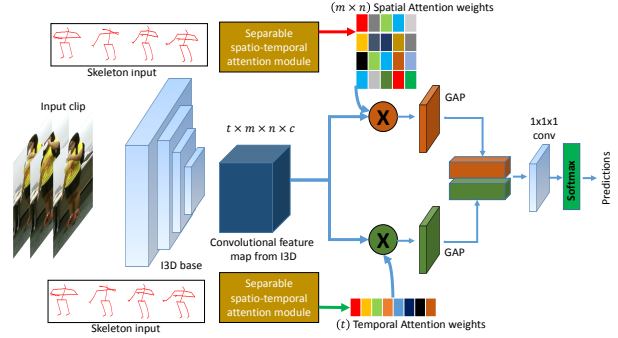


Figure 3. Proposed end-to-end separable spatio-temporal attention network. The input of the network is human body tracks of RGB videos and their 3D poses. The two separate branches are dedicated for spatial and temporal attention individually, finally both the branches are combined to classify the activities. Dimension  $c$  for channels has been suppressed in the feature map for better visualization.

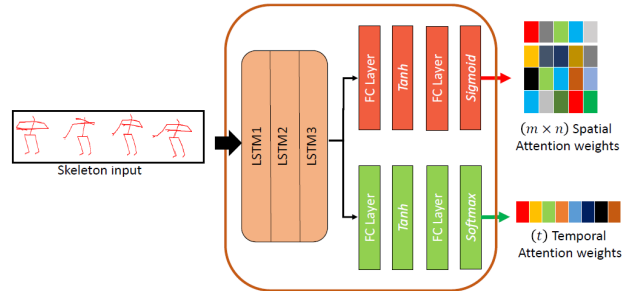


Figure 4. A detailed picture of pose driven RNN attention model which takes 3D pose input and computes  $m \times n$  spatial and  $t$  temporal attention weights for the  $t \times m \times n \times c$  spatio-temporal features from I3D.

We use 3D skeleton poses to compute the spatio-temporal attention weights. The inputs to the attention network are the feature vectors calculated by an RNN on the 3D poses. This RNN is a 3 layered stacked LSTM pre-trained on 3D joint coordinates for activity classification. The input is a full set of  $J$  joints per skeleton where the joint coordinates are in the form  $x = (x_1, \dots, x_J)$  for  $x_j \in \mathbb{R}^3$ .

The attention network consists of two separated fully connected layers with  $\tanh$  squashing followed by fully connected layers that compute the spatial and temporal attention scores  $s_1$  and  $s_2$ , respectively (see fig. 4). The scores  $s_1$  and  $s_2$  express the importance of the elements of the convolutional feature map  $g$  along space and time. These scores  $s_r$  (i.e.,  $s_1$  and  $s_2$  for  $r = 1, 2$ ) can be formulated as:

$$s_r = W_{s_r} \tanh(W_{h_r} h_r^* + b_{h_r}) + b_{s_r} \quad (1)$$

where  $W_{s_r}$ ,  $W_{h_r}$  are learnable parameters and  $b_{s_r}$ ,  $b_{h_r}$  are the biases.  $h_r^*$  is the concatenated hidden state vector of all the timesteps from the stacked LSTM.

The attention weights for spatial ( $\alpha$ ) and temporal ( $\beta = \{\beta_1, \beta_2, \dots, \beta_t\}$ ) domain are computed from the scores  $s_1$  and  $s_2$  as:

$$\alpha = \sigma(W_\sigma s_1 + b_\sigma); \quad \beta_k = \frac{\exp(s_{2,k})}{\sum_{i=1}^t \exp(s_{2,i})} \quad (2)$$

where  $s_2 = \{s_{2,1}, s_{2,2}, \dots, s_{2,t}\}$  is obtained from equation 1. Normalizing the high number of  $m \times n$  spatial attention weights with softmax leads to extremely low values, which can hamper their effect. To avoid this, we use sigmoid activation as in [38]. This attention weights play the role of soft selection for  $m \times n$  spatial elements of the convolutional feature map  $g$ .

Finally, the modulated feature maps with spatial and temporal attention ( $g_s$  &  $g_t$ ) are computed as

$$g_s = \text{reshape}(\alpha) * g; \quad g_t = \text{reshape}(\beta) * g \quad (3)$$

where  $\text{reshape}(x)$  operation is performed to transform  $x$  to match the dimension of the feature map  $g$ . The attention model is joint-trained with the 3D ConvNet.

### 4.3. Training jointly the attention network and 3D ConvNet

Unlike the existing attention networks for activity classification [38, 1], jointly training the separable spatio-temporal attention network and the 3D ConvNet is relatively straightforward. The training phase involves fine-tuning the 3D ConvNet without the attention branches for activity classification. Then, the attention network is jointly trained with the pre-trained 3D ConvNet. This ensures faster convergence as demonstrated in [3]. The 3D ConvNet along with the attention network is trained end-to-end with a regularized cross-entropy loss  $L$  formulated as

$$L = L_C + \lambda_1 \sum_{j=1}^{m \times n} \|\alpha_j\|_2 + \lambda_2 \sum_{j=1}^t (1 - \beta_j)^2 \quad (4)$$

where  $L_C$  is the cross-entropy loss for  $C$  activity labels.  $\lambda_1$  and  $\lambda_2$  are the regularization parameters. The first regularization term is used to regularize the learned spatial attention weights  $\alpha$  with the  $l_2$  norm to avoid their explosion. The second regularization term forces the model to pay attention to all the segments in the feature map as it is prone to ignore some segments in the temporal dimension although they contribute in modeling activities. Hence, we impose a penalty  $\beta_j \approx 1$ .

## 5. Experiments

### 5.1. Other datasets and settings

Along with Smarthome, we performed experiments on two popular human activity recognition datasets: NTU

RGB+D Dataset [33] and Northwestern-UCLA Multiview activity 3D Dataset [46].

**NTU RGB+D Dataset (NTU)** - The NTU dataset was acquired with a Kinect v2 camera and consists of 56880 video samples with 60 activity classes. The activities were performed by 40 subjects and recorded from 80 viewpoints. For each frame, the dataset provides RGB, depth and a 25-joint skeleton of each subject in the frame [33]. We performed experiments on NTU using the two split protocols proposed in [33]: cross-subject (CS) and cross-view (CV).

**Northwestern-UCLA Multiview activity 3D Dataset (NUCLA)** - The NUCLA dataset was acquired simultaneously by three Kinect v1 cameras. The dataset consists of 1194 video samples with 10 activity classes. The activities were performed by 10 subjects, and recorded from the three viewpoints. As NTU, the dataset provides RGB, depth, and the human skeleton of the subjects in each frame. We performed experiments on NUCLA using the cross-view (CV) protocol proposed in [46]: we trained our model on samples from two camera views and tested on the samples from the remaining view. For instance, the notation  $V_{1,2}^3$  indicates that we trained on samples from view 1 and 2, and tested on samples from view 3.

### 5.2. Implementation details

**Training** - For separable spatio-temporal attention model, we initialize the I3D base network from the Kinetics-400 classification models. Data augmentation and training procedure for training the I3D on tracks of human body follow [4]. For training the pose driven attention model, we use three-layer stacked LSTM. Each LSTM layer consists of 512, 512 and 128 LSTM units for Smarthome, NTU and NUCLA respectively. Similarly to [33], we clip the videos into sub-sequences of 30 (Smarthome), 20 (NTU) and 5 (NUCLA) frames and then sample sub-sequences to input to the LSTM. We use 50% dropout to avoid overfitting. We set  $\lambda_1$  &  $\lambda_2$  to 0.00001 for all the datasets. For training the entire network, we use Adam Optimizer [19] with an initial learning rate set to 0.001. We use mini-batches of size 16 on 4 GPUs. We sample 10% of the initial training set and use it for validation only, specifically for hyper-parameters optimization, and early stopping. For training the I3D base network for NUCLA, we used NTU pre-trained I3D and then fine-tuned on NUCLA.

**Testing** - Each test video is processed 3 times to extract the human centered crop and two corner crops around the human bounding box. This is to cover the fine detail of the activity, as in [12]. The final prediction is obtained by averaging the softmax scores.

### 5.3. Comparative study

Tables 2 & 3 show that our model achieves state-of-the-art results on both NTU and NUCLA. We argue that PEM [25], whose results are close to those obtained by our attention mechanism, uses saliency maps of pose estimation. However, these saliency maps can be noisy in case of occlusions, which occur often in Smarthome as well as in most real-world scenarios. On the contrary, our attention mechanism computes attention weights from poses, and the classification ultimately relies on the appearance cue. Our attention mechanism significantly improves the results on these datasets, especially on NTU, by focusing on people interaction and human-object interaction. An important requirement is the availability of a large number of training samples, which is an issue in NUCLA. For this reason, the improvement achieved by our attention mechanism on NUCLA is less significant.

Smarthome consists of very diverse videos of activities performed with or without interactions with objects. Existing state-of-the-art methods fail to address all the challenges posed by Smarthome (see Table 4). The dense trajectories (DT) [43] obtain competitive results for actions with relatively high motion. However, dense trajectories are local motion based features and thus fails to model actions with fine-grained details and to incorporate view-invariance in recognizing activities. LSTM, fed with informative 3D joints, model the coarse activities based on body dynamics of the subject performing the activity, but fails to discriminate fine-grained activities due to the lack of object encoding.

Recent inflated convolutions [4] have shown significant improvement compared to RNNs. As a comparative baseline with our proposed spatio-temporal attention method, we have plugged a non-local module [47] on top of I3D. The non-local behavior along space-time in Smarthome is not view-invariant because its attention mechanism relies on appearance. On the contrary, our proposed attention mechanism is guided by 3D pose information, which is view-invariant. The significant improvement of our separable STA on cross-view protocols shows its view-invariant property compared to existing methods. In fig. 5 we provide some visual example in which our proposed approach outperforms I3D (without attention).

### 5.4. Other strategies for attention mechanism

Table 5 evaluates other strategies to implement the proposed attention mechanism. Among the strategies we included the implementation of single attention mechanisms (spatial or temporal) and all the different ways to combine them. The strategies included in the study are: I3D base network with (1) no attention (No Att); (2) only  $m \times n$  dimensional spatial attention (SA); (3) only  $t$  dimensional temporal attention (TA); (4) temporal attention applied after SA




Figure 5. Separable STA correctly discriminate the activities with fine-grained details. The model without attention (I3D) is misled by imposter objects (displayed in red boxes) in the image whereas our proposed separable STA manages to focus on the objects of interest (displayed in green boxes).

(SA+TA); (5) spatial attention applied after TA (TA+SA); and with (6)  $m \times n \times t$  spatio-temporal attention at one go from pose driven model (joint STA). For the implementation of SA+TA and TA+SA, we adopt the joint training mechanism proposed in [38]. Our proposed separable STA outperforms all other strategies by a significant margin. It is interesting to note that, unlike in RNNs [38, 1, 2], coupling spatial and temporal attention in 3D ConvNets decreases the classification accuracy. The reason for this can be seen from the classification accuracy achieved by SA and TA separately on the different datasets. In Smarthome and NUCLA, spatial attention is much more effective than temporal attention because several activities of both datasets involve interactions with objects. On the other hand, NTU contains activities with substantial motion (such as *kicking*, *punching*) and human-object interaction. Therefore, both spatial and temporal attention contribute to improve the classification accuracy. However, the possibility for the second attention to significantly modify the I3D feature maps is limited once the first attention has modified it. For this reason, we believe that dissociating both attention mechanisms is more effective than coupling them in series.

### 5.5. Ablation study

Figure 6 compares I3D base network with or without **separable STA**. The comparison is based on the per-class accuracy on Smarthome and NTU-CS (cross-subject protocol). Our separable STA improves I3D's accuracy by an average of 4.7% on Smarthome and 6.7% on NTU. For Smarthome, the spatial attention alone contributes to a large improvement due to the ability to recognize fine-grained activities involving interactions with objects, such as *Pour.fromkettle* (+21.4%) for CS and *Usetlaptop* (+13.4%), *Eat.snack* (42.8%) for CV. The temporal attention improves the classification of activities with low and high motion. Examples of this are static activities such as *WatchTV* (+8.8%) for CS and *Readbook* (+9.6%) for CV; and dynamic activities such as *sitdown* (+22.2%). For NTU-CS, the largest accuracy gains are observed for *brushing*

Table 2. Results on NTU RGB+D dataset with cross-subject (CS) and cross-view (CV) settings (accuracies in %); Att indicates attention mechanism, o indicates that the modality has been used only in training.

Methods	Pose	RGB	Att	CS	CV
STA-LSTM [38]	✓	×	✓	73.2	81.2
TS-LSTM [22]	×	✓	×	74.6	81.3
VA-LSTM [48]	✓	×	×	79.4	87.6
STA-Hands [1]	✓	✓	✓	82.5	88.6
altered STA-Hands [2]	✓	✓	✓	84.8	90.6
Glimpse Cloud [3]	o	✓	✓	86.6	93.2
PEM [25]	✓	✓	✓	91.7	<b>95.2</b>
<b>Separable STA</b>	✓	✓	✓	<b>92.2</b>	94.6

Table 3. Results on Northwestern-UCLA Multiview activity 3D dataset with cross-view  $V_{1,2}^3$  settings along with indicating input data modalities (accuracies in %);  $Pose$  indicate its usage only in the training phase.

Methods	Data	Att	$V_{1,2}^3$
HPM+TM [29]	Depth	×	91.9
HBRNN [17]	Pose	×	78.5
view-invariant [24]	Pose	×	86.1
Ensemble TS-LSTM [22]	Pose	×	89.2
nCTE [16]	RGB	×	75.8
NKTM [28]	RGB	×	85.6
Glimpse Cloud [3]	RGB+ $Pose$	✓	90.1
<b>Separable STA</b>	RGB+Pose	✓	<b>92.4</b>

Table 4. Mean average per-class accuracies (in %) on Smarthome dataset with cross-subject (CS) and cross-view ( $CV_1$  &  $CV_2$ ) settings. Note that here the poses are extracted from RGB using LCRNET [30]. Att indicates attention mechanism.

Methods	Pose	RGB	CS	$CV_1$	$CV_2$
DT [43]	×	✓	41.9	20.9	23.7
LSTM [26]	✓	×	42.5	13.4	17.2
I3D [4]	×	✓	53.4	34.9	45.1
I3D+NL [47]	×	✓	53.6	34.3	43.9
<b>Separable STA</b>	✓	✓	<b>54.2</b>	<b>35.2</b>	<b>50.3</b>

Table 5. Activity classification accuracy(in %) on NTU, NUCLA and Smarthome datasets to show the effectiveness of our proposed separable spatio-temporal attention mechanism (separable STA) in comparison to other strategies. No Att indicates no attention. **Note:** Here, for a fair comparison, we have computed the average sample accuracy for Smarthome.

Datasets	No Att	SA	TA	SA+TA	TA+SA	Joint STA	Separable STA
NTU-CS	85.5	90.5	90.8	89	90	90.3	<b>92.2</b>
NTU-CV	87.3	93.7	91.2	92.4	92.6	92.5	<b>94.6</b>
NUCLA	85.5	90	79.3	74.6	74.3	87.9	<b>92.5</b>
Smarthome-CS	72	73.1	70.3	71.2	70.4	71.7	<b>75.3</b>
Smarthome- $CV_1$	56.6	60.3	43	41.9	40.9	55.7	<b>61</b>
Smarthome- $CV_2$	61.6	66.4	57	58.3	56.6	61.9	<b>68.2</b>

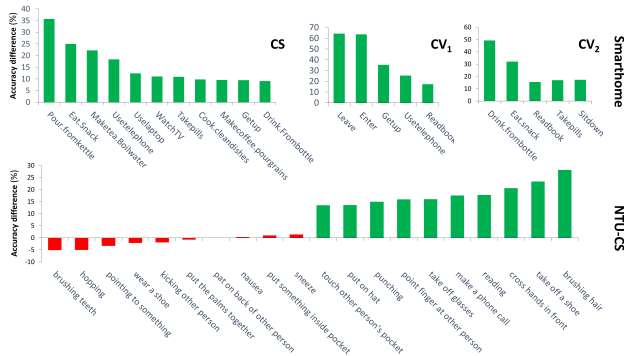


Figure 6. Per-class accuracy improvement on Smarthome and NTU-CS when using separable STA in addition to I3D. For Smarthome, we present the top 10, top5 and top 5 classes for CS,  $CV_1$  and  $CV_2$  respectively (for the complete confusion matrices see the supplementary material). For NTU-CS, we present the 10 best and 10 worst classes.

hair (+28.2%), taking off a shoe (+23.3%) and cross hands in front (+20.6%). These are activities in which the distinctive features are localized in space and time. Even for those classes for which our separable STA performs worse than I3D alone, the accuracy drop is very limited.

## 5.6. Runtime

Training the separable STA model end-to-end takes 5h over 4 GTX 1080 Ti GPUs on Smarthome in CS settings. Pre-training the I3D base network with RGB human crops and stacked LSTM with 3D poses takes 21h and 2h respectively. At test time, a single forward pass for a video takes 338ms on 4 GPUs.

## 6. Conclusion

In this paper, we introduced Toyota Smarthome, a dataset that poses several real-world challenges for ADL recognition. To address such challenges, we proposed a novel separable spatio-temporal attention model. This model outperforms state-of-the-art methods on Smarthome and other public datasets. Our comparative study showed that all tested methods achieve lower accuracy on Smarthome compared to the other datasets. We believe that this performance difference is due to the real-world challenges offered by Smarthome. For this reason, we release Toyota Smarthome to the research community. To learn more about Toyota Smarthome dataset please visit the project website<sup>3</sup>. As future work, we plan to integrate the additional challenge of recognizing activities in untrimmed video streams. This will correspond to a new version of Toyota Smarthome dataset.

## Acknowledgement

The authors are grateful to Sophia Antipolis - Mediterranean "NEF" computation cluster for providing resources and support.

## References

- [1] Fabien Baradel, Christian Wolf, and Julien Mille. Human action recognition: Pose-based attention draws focus to hands. In *2017 IEEE International Conference on Computer Vision Workshops (ICCVW)*, pages 604–613, Oct 2017.
- [2] Fabien Baradel, Christian Wolf, and Julien Mille. Human activity recognition with pose-driven attention to rgb. In

<sup>3</sup> <https://project.inria.fr/toyotasmarthome>



- The British Machine Vision Conference (BMVC)*, September 2018.
- [3] Fabien Baradel, Christian Wolf, Julien Mille, and Graham W. Taylor. Glimpse clouds: Human activity recognition from unstructured feature points. In *The IEEE Conference on Computer Vision and Pattern Recognition (CVPR)*, June 2018.
- [4] Joao Carreira and Andrew Zisserman. Quo vadis, action recognition? a new model and the kinetics dataset. In *2017 IEEE Conference on Computer Vision and Pattern Recognition (CVPR)*, pages 4724–4733. IEEE, 2017.
- [5] Guilhem Cheron, Ivan Laptev, and Cordelia Schmid. P-cnn: Pose-based cnn features for action recognition. In *ICCV*, 2015.
- [6] Dima Damen, Hazel Doughty, Giovanni Maria Farinella, Sanja Fidler, Antonino Furnari, Evangelos Kazakos, Davide Moltisanti, Jonathan Munro, Toby Perrett, Will Price, and Michael Wray. Scaling egocentric vision: The EPIC-KITCHENS dataset. *CoRR*, abs/1804.02748, 2018.
- [7] DARPA and Kitware. Virat video dataset. <http://www.viratdata.org/>. Accessed Feb. 28th, 2019.
- [8] Srijan Das, Michal Koperski, Francois Brémond, and Gianpiero Francesca. Deep-temporal lstm for daily living action recognition. *2018 15th IEEE International Conference on Advanced Video and Signal Based Surveillance (AVSS)*, pages 1–6, 2018.
- [9] Jia Deng, Wei Dong, Richard Socher, Li-Jia Li, Kai Li, and Li Fei-Fei. ImageNet: A Large-Scale Hierarchical Image Database. In *CVPR09*, 2009.
- [10] Jeffrey Donahue, Lisa Anne Hendricks, Sergio Guadarrama, Marcus Rohrbach, Subhashini Venugopalan, Kate Saenko, and Trevor Darrell. Long-term recurrent convolutional networks for visual recognition and description. In *The IEEE Conference on Computer Vision and Pattern Recognition (CVPR)*, June 2015.
- [11] Frdric Faugetas and Lionel Naccache. Dissociating temporal attention from spatial attention and motor response preparation: A high-density eeg study. *NeuroImage*, 124:947 – 957, 2016.
- [12] Christoph Feichtenhofer, Haoqi Fan, Jitendra Malik, and Kaiming He. Slowfast networks for video recognition. *CoRR*, abs/1812.03982, 2018.
- [13] Rohit Girdhar, João Carreira, Carl Doersch, and Andrew Zisserman. Video action transformer network. *CoRR*, abs/1812.02707, 2018.
- [14] Raghav Goyal, Samira Ebrahimi Kahou, Vincent Michalski, Joanna Materzynska, Susanne Westphal, Heuna Kim, Valentin Haenel, Ingo Fründ, Peter Yianilos, Moritz Mueller-Freitag, Florian Hoppe, Christian Thureau, Ingo Bax, and Roland Memisevic. The "something something" video database for learning and evaluating visual common sense. *CoRR*, abs/1706.04261, 2017.
- [15] Chunhui Gu, Chen Sun, David A. Ross, Carl Vondrick, Caroline Pantofaru, Yeqing Li, Sudheendra Vijayanarasimhan, George Toderici, Susanna Ricco, Rahul Sukthankar, Cordelia Schmid, and Jitendra Malik. Ava: A video dataset of spatio-temporally localized atomic visual actions. *Conference on Computer Vision and Pattern Recognition (CVPR)*, 2018.
- [16] Ankur Gupta, Julieta Martinez, James J. Little, and Robert J. Woodham. 3d pose from motion for cross-view action recognition via non-linear circulant temporal encoding. In *2014 IEEE Conference on Computer Vision and Pattern Recognition*, pages 2601–2608, June 2014.
- [17] Jian-Fang Hu, Wei-Shi Zheng, Jianhuang Lai, and Jianguo Zhang. Jointly learning heterogeneous features for rgb-d activity recognition. *IEEE Transactions on Pattern Analysis and Machine Intelligence*, 39(11):2186–2200, Nov 2017.
- [18] Peiyun Hu and Deva Ramanan. Finding tiny faces. In *The IEEE Conference on Computer Vision and Pattern Recognition (CVPR)*, July 2017.
- [19] Diederik P. Kingma and Jimmy Ba. Adam: A method for stochastic optimization. *CoRR*, abs/1412.6980, 2014.
- [20] Alex Krizhevsky, Ilya Sutskever, and Geoffrey E Hinton. Imagenet classification with deep convolutional neural networks. In *Advances in neural information processing systems*, pages 1097–1105, 2012.
- [21] Hildegard Kuehne, Hueihan Jhuang, Estibaliz Garrote, Tomaso Poggio, and Thomas Serre. Hmdb: a large video database for human motion recognition. In *2011 International Conference on Computer Vision*, pages 2556–2563. IEEE, 2011.
- [22] Inwoong Lee, Doyoung Kim, Seoungyoon Kang, and Sanghoon Lee. Ensemble deep learning for skeleton-based action recognition using temporal sliding lstm networks. In *Proceedings of the IEEE International Conference on Computer Vision*, 2017.
- [23] Jun Liu, Amir Shahroudy, Dong Xu, and Gang Wang. Spatio-temporal lstm with trust gates for 3d human action recognition. In Bastian Leibe, Jiri Matas, Nicu Sebe, and Max Welling, editors, *Computer Vision – ECCV 2016*, pages 816–833, Cham, 2016. Springer International Publishing.
- [24] Mengyuan Liu, Hong Liu, and Chen Chen. Enhanced skeleton visualization for view invariant human action recognition. *Pattern Recognition*, 68:346–362, 2017.
- [25] Mengyuan Liu and Junsong Yuan. Recognizing human actions as the evolution of pose estimation maps. In *The IEEE Conference on Computer Vision and Pattern Recognition (CVPR)*, June 2018.
- [26] Behrooz Mahasseni and Sinisa Todorovic. Regularizing long short term memory with 3d human-skeleton sequences for action recognition. In *Proceedings of the IEEE Conference on Computer Vision and Pattern Recognition*, pages 3054–3062, 2016.
- [27] Florent Perronnin, Jorge Sánchez, and Thomas Mensink. Improving the fisher kernel for large-scale image classification. In *European conference on computer vision*, pages 143–156. Springer, 2010.
- [28] Hossein Rahmani and Ajmal Mian. Learning a non-linear knowledge transfer model for cross-view action recognition. In *2015 IEEE Conference on Computer Vision and Pattern Recognition (CVPR)*, pages 2458–2466, June 2015.
- [29] Hossein Rahmani and Ajmal Mian. 3d action recognition from novel viewpoints. In *2016 IEEE Conference on Com-*

- puter Vision and Pattern Recognition (CVPR), pages 1506–1515, June 2016.
- [30] Grégory Rogez, Philippe Weinzaepfel, and Cordelia Schmid. LCR-Net++: Multi-person 2D and 3D Pose Detection in Natural Images. *IEEE Transactions on Pattern Analysis and Machine Intelligence*, 2019.
- [31] Marcus Rohrbach, Anna Rohrbach, Michaela Regneri, Sikandar Amin, Mykhaylo Andriluka, Manfred Pinkal, and Bernt Schiele. Recognizing fine-grained and composite activities using hand-centric features and script data. *International Journal of Computer Vision*, pages 1–28, 2015.
- [32] Seyed Morteza Safdarnejad, Xiaoming Liu, Lalita Udpa, Brooks Andrus, John Wood, and Dean Craven. Sports videos in the wild (svw): A video dataset for sports analysis. In *2015 11th IEEE International Conference and Workshops on Automatic Face and Gesture Recognition (FG)*, volume 1, pages 1–7. IEEE, 2015.
- [33] Amir Shahroudy, Jun Liu, Tian-Tsong Ng, and Gang Wang. Ntu rgb+d: A large scale dataset for 3d human activity analysis. In *The IEEE Conference on Computer Vision and Pattern Recognition (CVPR)*, June 2016.
- [34] Shikhar Sharma, Ryan Kiros, and Ruslan Salakhutdinov. Action recognition using visual attention. *arXiv preprint arXiv:1511.04119*, 2015.
- [35] Gunnar A. Sigurdsson, Gül Varol, Xiaolong Wang, Ali Farhadi, Ivan Laptev, and Abhinav Gupta. Hollywood in homes: Crowdsourcing data collection for activity understanding. In *European Conference on Computer Vision (ECCV)*, 2016.
- [36] Karen Simonyan and Andrew Zisserman. Two-stream convolutional networks for action recognition in videos. In *Advances in neural information processing systems*, pages 568–576, 2014.
- [37] Karen Simonyan and Andrew Zisserman. Very deep convolutional networks for large-scale image recognition. *arXiv preprint arXiv:1409.1556*, 2014.
- [38] Sijie Song, Cuiling Lan, Junliang Xing, Wenjun Zeng, and Jiaying Liu. An end-to-end spatio-temporal attention model for human action recognition from skeleton data. In *AAAI Conference on Artificial Intelligence*, pages 4263–4270, 2017.
- [39] Khurram Soomro, Amir Roshan Zamir, and Mubarak Shah. Ucf101: A dataset of 101 human actions classes from videos in the wild. 12 2012.
- [40] Jaeyong Sung, and Bart Selman Colin Ponce, and Ashutosh Saxena. Human activity detection from rgbd images. In *AAAI workshop*, 2011.
- [41] Du Tran, Lubomir Bourdev, Rob Fergus, Lorenzo Torresani, and Manohar Paluri. Learning spatiotemporal features with 3d convolutional networks. In *Proceedings of the 2015 IEEE International Conference on Computer Vision (ICCV)*, ICCV '15, pages 4489–4497, Washington, DC, USA, 2015. IEEE Computer Society.
- [42] Geoffrey Vaquette, Astrid Orcesi, Laurent Lucat, and Catherine Achard. The daily home life activity dataset: a high semantic activity dataset for online recognition. In *2017 12th IEEE International Conference on Automatic Face & Gesture Recognition (FG 2017)*, pages 497–504. IEEE, 2017.
- [43] Heng Wang, Alexander Kläser, Cordelia Schmid, and Cheng-Lin Liu. Action Recognition by Dense Trajectories. In *IEEE Conference on Computer Vision & Pattern Recognition*, pages 3169–3176, Colorado Springs, United States, June 2011.
- [44] Heng Wang and Cordelia Schmid. Action recognition with improved trajectories. In *IEEE International Conference on Computer Vision*, Sydney, Australia, 2013.
- [45] Jiang Wang, Zicheng Liu, Ying Wu, and Junsong Yuan. Mining actionlet ensemble for action recognition with depth cameras. In *IEEE International Conference on Computer Vision and Pattern Recognition (CVPR)*, 2012.
- [46] Jiang Wang, Xiaohan Nie, Yin Xia, Ying Wu, and Song-Chun Zhu. Cross-view action modeling, learning, and recognition. In *2014 IEEE Conference on Computer Vision and Pattern Recognition*, pages 2649–2656, June 2014.
- [47] Xiaolong Wang, Ross B. Girshick, Abhinav Gupta, and Kaiming He. Non-local neural networks. *2018 IEEE/CVF Conference on Computer Vision and Pattern Recognition*, pages 7794–7803, 2018.
- [48] Pengfei Zhang, Cuiling Lan, Junliang Xing, Wenjun Zeng, Jianru Xue, and Nanning Zheng. View adaptive recurrent neural networks for high performance human action recognition from skeleton data. In *The IEEE International Conference on Computer Vision (ICCV)*, Oct 2017.
- [49] Zhengyou Zhang. Microsoft kinect sensor and its effect. In *IEEE MultiMedia*, volume 19, April 2012.