



Piecewise rigid curve deformation via a Finsler steepest descent

Guillaume Charpiat, Giacomo Nardi, Gabriel Peyré, François-Xavier Vialard

► To cite this version:

Guillaume Charpiat, Giacomo Nardi, Gabriel Peyré, François-Xavier Vialard. Piecewise rigid curve deformation via a Finsler steepest descent. Interfaces and Free Boundaries, European Mathematical Society, 2015. <hal-00849885v2>

HAL Id: hal-00849885

<https://hal.archives-ouvertes.fr/hal-00849885v2>

Submitted on 26 Dec 2014

HAL is a multi-disciplinary open access archive for the deposit and dissemination of scientific research documents, whether they are published or not. The documents may come from teaching and research institutions in France or abroad, or from public or private research centers.

L'archive ouverte pluridisciplinaire **HAL**, est destinée au dépôt et à la diffusion de documents scientifiques de niveau recherche, publiés ou non, émanant des établissements d'enseignement et de recherche français ou étrangers, des laboratoires publics ou privés.

Piecewise rigid curve deformation via a Finsler steepest descent

Guillaume Charpiat

Giacomo Nardi, Gabriel Peyré

François-Xavier Vialard

Stars Lab

Ceremade,

INRIA Sophia-Antipolis*

Université Paris-Dauphine[†]

Abstract

This paper introduces a novel steepest descent flow in Banach spaces. This extends previous works on generalized gradient descent, notably the work of Charpiat et al. [16], to the setting of Finsler metrics. Such a generalized gradient allows one to take into account a prior on deformations (e.g., piecewise rigid) in order to favor some specific evolutions. We define a Finsler gradient descent method to minimize a functional defined on a Banach space and we prove a convergence theorem for such a method. In particular, we show that the use of non-Hilbertian norms on Banach spaces is useful to study non-convex optimization problems where the geometry of the space might play a crucial role to avoid poor local minima. We show some applications to the curve matching problem. In particular, we characterize piecewise rigid deformations on the space of curves and we study several models to perform piecewise rigid evolution of curves.

2010 Mathematics Subject Classification: Primary 49M25; Secondary 65K10, 68U05.

Keywords: Curve evolution ; Finsler space ; gradient flow ; shape registration

1 Introduction

This paper introduces a new descent method to minimize energies defined over Banach spaces. This descent makes use of a generalized gradient which corresponds to a descent direction for a Finsler geometry. We show applications of this method to the optimization over the space of curves, where this Finsler gradient allows one to construct piecewise regular curve evolutions.

1.1 Previous Works

Energy minimization for curve evolution. The main motivation for this work is the design of novel shape optimization methods, with an emphasis toward curves evolutions. Shape optimization

*Guillaume.Charpiat@inria.fr

[†]{nardi,peyre,vialard}@ceremade.dauphine.fr

is a central topic in computer vision, and has been introduced to solve various problems such as image segmentation or shape matching. These problems are often solved by introducing an energy which is minimized over the space of curves. The first variational method proposed to perform image segmentation through curve evolution is the snake model [27]. This initial proposal has been formalized using intrinsic energies depending only on the geometry of the curves. A first class of energies corresponds to a weighted length of the curve, where the weight acts as an edge detector [12, 29]. A second class of segmentation energies, pioneered by the Mumford-Shah model [32], integrates a penalization both inside and outside the curve, see for instance [13]. Shape registration requires to compute a matching between curves, which in turn can be solved by minimizing energies between pairs of curves. An elegant framework to design such energies uses distances over a space of measures or currents, see [22] for a detailed description and applications in medical imaging.

Curve evolution for image processing is an intense area of research, and we refer for instance to the following recent works for applications in image segmentation [26, 25, 1, 21] and matching [37, 43, 8].

Shape spaces as Riemannian spaces. Minimizing these energies requires to define a suitable space of shapes and a notion of gradient with respect to the geometry of this space. The mathematical study of spaces of curves has been largely investigated in the last years, see for instance [50, 30]. The set of curves is naturally modeled over a Riemannian manifold [31]. This corresponds to using a Hilbertian metric on each tangent plane of the space of curves, i.e. the set of vector fields which deform infinitesimally a given curve. This Riemannian framework allows one to define geodesics which are shortest paths between two shapes [51, 23]. Computing minimizing geodesics is useful to perform shape registration [39, 46, 44], tracking [39] and shape deformation [28]. The theoretical study of the existence of these geodesics depends on the Riemannian metric. For instance, a striking result [31, 48, 49] is that the natural L^2 -metric on the space of curves, that has been largely used in several applications in computer vision, is a degenerate Riemannian metric: any two curves have distance equal to zero with respect to such a metric.

Beside the computation of minimizing geodesics, Riemannian metrics are also useful to define descent directions for shape optimization. Several recent works [31, 15, 49, 48] point out that the choice of the metric, which the gradient depends on, notably affects the results of a gradient descent algorithm. Carefully designing the metric is thus crucial to reach better local minima of the energy. Modifying the descent flow can also be important for shape matching applications. A typical example of such Riemannian metrics are Sobolev-type metrics [40, 38, 42, 41] which lead to smooth curve evolutions.

Shape spaces as Finslerian spaces. It is possible to extend the Riemannian framework by considering more general metrics on the tangent planes of the space of curves. Finsler spaces make use of Banach norms instead of Hilbertian norms [9]. A few recent works [30, 49] have studied the theoretical properties of Finslerian spaces of curves. To the best of our knowledge, with the notable exception of [16], which is discussed in detailed in Section 1.4, no previous work has used Finslerian metrics for curve evolution.

Generalized gradient flow. Beyond shape optimization, the use of non-Euclidean geometries is linked to the study of generalized gradient flows. Optimization on manifolds requires the use of

Riemannian gradients and Riemannian Hessians, see for instance [2]. Second order schemes on manifolds can be used to accelerate shape optimization over Riemannian spaces of curves, see [34]. Optimization over Banach spaces requires the use of convex duality to define the associated gradient flow [24, 3, 6]. It is possible to generalize these flows for metric spaces using implicit descent steps, we refer to [5] for an overview of the theoretical properties of the resulting flows.

1.2 Motivation

The metrics defined over the tangent planes of the space of curves (e.g. an Hilbertian norm in the Riemannian case and a Banach norm in the Finsler case) have a major impact on the trajectory of the associated gradient descent. This choice thus allows one to favor specific evolutions. A first reason for introducing a problem-dependent metric is to enhance the performances of the optimization method. Energies minimized for shape optimization are non-convex, so a careful choice of the metric is helpful to avoid being trapped in a poor local minimum. A typical example is the curve registration problem, where reaching a non-global minimum makes the matching fail. A second reason is that, in some applications, one is actually interested in the whole descent trajectory, and not only in the local minimum computed by the algorithm. For the curve registration problem, the matching between the curves is obtained by tracking the bijection between the curves during the evolution. Taking into account desirable physical properties of the shapes, such as global or piecewise rigidity, is crucial to achieve state of the art results, see for instance [17, 14, 36]. In this article, we explore the use of Finsler gradient flows to encode piecewise regular deformations of the curves.

1.3 Contributions

Our first contribution is the definition of a novel generalized gradient flow, that we call Finsler descent, and the study of the convergence properties of this flow. This Finsler gradient is obtained from the $W^{1,2}$ -gradient through the resolution of a constrained convex optimization problem. Our second contribution is the instantiation of this general framework to define piecewise regular curve evolutions, without knowing in advance the location of the articulations. This contribution includes the definition of novel Finsler penalties to encode piecewise rigid and piecewise similarity evolutions. It also includes the theoretical analysis of the convergence of the flow for BV^2 -regular curves. Our last contribution is the application of these piecewise regular evolutions to the problem of curve registration. This includes the definition of a discretized flow using finite elements, and a comparison of the performances of Riemannian and Finsler flows for articulated shapes registration. The Matlab code to reproduce the numerical results of this article is available online¹.

1.4 Relationship with [16]

Our work is partly inspired by the generalized gradient flow originally defined in [16]. We use a different formulation for our Finsler gradient, and in particular consider a convex constrained formulation, which allows us to prove convergence results. An application to piecewise rigid evolutions is also proposed in [16], but it differs significantly from our method. In [16], piecewise rigid flows

¹<https://www.ceremade.dauphine.fr/~peyre/codes/>

are obtained using a non-convex penalty, which poses both theoretical difficulties (definition of a suitable functional space to make the descent method well-defined) and numerical difficulties (computation of descent direction as the global minimizer of a non-convex energy). In our work we prove a characterization of piecewise rigid deformations that enables the definition of a penalty depending on the deformation (instead of instantaneous parameters as done in [16]). Then, we generalize this penalty to the BV^2 -framework obtaining a convex penalty for BV^2 -piecewise rigid deformations.

1.5 Paper Organization

Section 2 defines the Finsler gradient and the associated steepest descent in Banach spaces, for which we prove a convergence theorem. Section 3 introduces the space of BV^2 -curves and studies its main properties, in particular its stability to reparametrization. Section 4 characterizes C^2 -piecewise rigid motions and defines a penalty in the case of BV^2 -regular motions. We apply this method in Section 5 to the curve registration problem. We minimize a matching energy using the Finsler descent method for BV^2 -piecewise rigid motions. Section 6 details the finite element discretization of the method. Section 7 gives numerical illustrations of the Finsler descent method for curve matching. Section 8 refines the model introduced in Section 4 to improve the matching results by replacing piecewise rigid transforms with piecewise similarities.

2 Finsler Descent Method in Banach Spaces

Let $(H, \langle \cdot, \cdot \rangle_H)$ be a Hilbert space and let E be a Fréchet differentiable energy defined on H .

We consider a Banach space $(\mathcal{B}, \|\cdot\|_{\mathcal{B}})$ which is continuously embedded in H and we consider the restriction of E to \mathcal{B} (such a restriction will be also denoted by E).

We aim to solve the following minimization problem

$$\inf_{\Gamma \in \mathcal{B}} E(\Gamma) \tag{2.1}$$

using a steepest descent method. We treat \mathcal{B} as a manifold modeled on itself and denote by $T_{\Gamma}\mathcal{B}$ the tangent space at $\Gamma \in \mathcal{B}$. In the following we suppose that at every point $\Gamma \in \mathcal{B}$, the space $T_{\Gamma}\mathcal{B}$ coincides with \mathcal{B} , although our descent method can be adapted to more general settings.

For every $\Gamma \in \mathcal{B}$ can define an inner product $\langle \cdot, \cdot \rangle_{H(\Gamma)}$ that is continuous with respect to $\Gamma \in \mathcal{B}$ and we suppose that the norms $\|\cdot\|_H$ and $\|\cdot\|_{H(\Gamma)}$ are equivalent on every ball of \mathcal{B} (with respect to the norm on \mathcal{B}). This makes H complete with respect to the norm $\|\cdot\|_{H(\Gamma)}$. Note that this inner product may be different from the inner product induced by $\langle \cdot, \cdot \rangle_H$ on $T_{\Gamma}\mathcal{B}$, and in particular it might depend on Γ . For instance in the case of Sobolev metrics for the space of curves we usually consider $H = W^{1,2}([0, 1], \mathbb{R}^2)$ and set $T_{\Gamma}\mathcal{B} = W^{1,2}([0, 1], \mathbb{R}^2)$ equipped with the measure defined by the arclength of Γ (see Remark 2.4).

Since E is Fréchet differentiable and $(H, \langle \cdot, \cdot \rangle_{H(\Gamma)})$ is a Hilbert space, by the Riesz representation theorem, there exists a unique vector $v \in H$ such that

$$DE(\Gamma)(\Phi) = \langle v, \Phi \rangle_{H(\Gamma)} \quad \forall \Phi \in T_{\Gamma}\mathcal{B}.$$

The vector v represents the gradient of E at Γ with respect to inner product $\langle \cdot, \cdot \rangle_{H(\Gamma)}$ and it is denoted by $v = \nabla_{H(\Gamma)}E(\Gamma)$.

2.1 Finsler Gradient

The Finsler gradient determines a descent direction by modifying $\nabla_{H(\Gamma)}E(\Gamma)$ with respect to a penalty R_Γ that depends on Γ . It is defined by minimizing R_Γ under a constraint \mathcal{L}_Γ .

Definition 2.1 (Finsler gradient). For every $\Gamma \in \mathcal{B}$, let $R_\Gamma : T_\Gamma\mathcal{B} \rightarrow \mathbb{R}^+ \cup \{+\infty\}$ be a function such that $R_\Gamma \neq +\infty$ and $\mathcal{L}_\Gamma \subset T_\Gamma\mathcal{B}$ a set satisfying

$$\mathcal{L}_\Gamma \subset \left\{ \Phi \in T_\Gamma\mathcal{B} : \langle \nabla_{H(\Gamma)}E(\Gamma), \Phi \rangle_{H(\Gamma)} \geq (1 - \rho) \|\nabla_{H(\Gamma)}E(\Gamma)\|_{H(\Gamma)} \|\Phi\|_{H(\Gamma)} \right\} \quad (2.2)$$

where $\rho \in (0, 1)$ is a fixed parameter independent of Γ . This parameter is typically adapted to the targeted applications (see Section 7), and in particular to the energy E . If R_Γ admits a minimum on \mathcal{L}_Γ then a Finsler gradient for E at Γ with respect to R_Γ is defined as:

$$\nabla_{R_\Gamma}E(\Gamma) \in \operatorname{argmin} \{R_\Gamma(\Phi) : \Phi \in \mathcal{L}_\Gamma\}. \quad (2.3)$$

Note that if $\nabla_{H(\Gamma)}E(\Gamma) = 0$ then Γ is a critical point and any descent algorithm stops. Note that R_Γ is in general not equal to the Banach norm defined over the tangent space. This is important for some applications, such as the one considered in Section 4 (piecewise rigid deformations).

The next theorem gives an existence result for the Finsler gradient which is proved by using the standard direct method of calculus of variations.

Theorem 2.2. Let $T_\Gamma\mathcal{B}$ be a Banach space equipped with a topology $\mathcal{T}(T_\Gamma\mathcal{B})$ such that every bounded sequence in $T_\Gamma\mathcal{B}$ converges (up to a subsequence) with respect to the topology $\mathcal{T}(T_\Gamma\mathcal{B})$. Let R_Γ be coercive (i.e., $R_\Gamma(\Phi) \rightarrow +\infty$ as $\|\Phi\|_{T_\Gamma\mathcal{B}} \rightarrow +\infty$) and lower semi-continuous with respect to the topology $\mathcal{T}(T_\Gamma\mathcal{B})$ and we suppose that \mathcal{L}_Γ is closed in $T_\Gamma\mathcal{B}$ with respect to the topology $\mathcal{T}(T_\Gamma\mathcal{B})$. Then Problem (2.3) admits at least a solution.

Proof. As R_Γ is coercive, every minimizing sequence is bounded in $T_\Gamma\mathcal{B}$ so it converges (up to a subsequence) with respect to the topology $\mathcal{T}(T_\Gamma\mathcal{B})$ toward an element of \mathcal{L}_Γ . Now, because of the lower semi-continuity of R_Γ , the theorem ensues. \square

Such a result is the generalization of the usual existence theorem of calculus of variations on a reflexive Banach space. In fact (see Corollary 3.23 p. 71 in [11]), if $T_\Gamma\mathcal{B}$ is reflexive, the existence of the Finsler gradient is guaranteed whenever \mathcal{L}_Γ is convex and closed with respect to the strong topology of $T_\Gamma\mathcal{B}$, and R_Γ is coercive, $R_\Gamma \neq +\infty$, convex, and lower semi-continuous with respect to the strong topology of $T_\Gamma\mathcal{B}$. These hypotheses guarantee in particular an existence result if $T_\Gamma\mathcal{B}$ is a Hilbert space.

Previous theorem guarantees the existence of a minimum on no reflexive Banach spaces. The key point is the existence of a suitable topology which guarantees compactness of minimizing sequences. We point out that, in general, such a topology is weaker than the strong topology of the Banach space.

We point out that the applications studied in this work concern a minimization problem on $T_\Gamma\mathcal{B} = BV^2(\mathbb{S}^1, \mathbb{R}^2)$. Such a space is not reflexive but the weak* topology of $BV^2(\mathbb{S}^1, \mathbb{R}^2)$ satisfies the hypotheses of the previous theorem (see Appendix). Then, for some suitable set \mathcal{L}_Γ and penalty R_Γ , the existence of the Finsler gradient is guaranteed.

The set \mathcal{L}_Γ imposes a constraint on the direction of the Finsler gradient and more precisely on the angle between the Finsler and Hilbert gradient. It is crucial to guarantee the convergence of the descent method by the Zoutendijk theorem (see Theorem 2.5). The parameter ρ controls the deviation of the Finsler gradient with respect to $\nabla_{H(\Gamma)}E(\Gamma)$. This parameter can be tuned by the user to modify the geometry of the trajectory of the flow defined in Section 2.2. The impact of ρ is studied by several numerical simulations in Section 7.1.

If the hypotheses of Theorem 2.2 are verified then the minimum in (2.3) exists, but in general it is not unique. A Finsler gradient is any minimum of the functional minimized in (2.3).

Condition (2.2) implies

$$\left\langle \frac{\nabla_{H(\Gamma)}E(\Gamma)}{\|\nabla_{H(\Gamma)}E(\Gamma)\|_{H(\Gamma)}}, \frac{\nabla_{R_\Gamma}E(\Gamma)}{\|\nabla_{R_\Gamma}E(\Gamma)\|_{H(\Gamma)}} \right\rangle_{H(\Gamma)} \geq (1 - \rho) > 0 \quad \forall \Gamma \in \mathcal{B}. \quad (2.4)$$

This shows that the Finsler gradient is a valid descent direction, in the sense that

$$\frac{d}{dt}E(\Gamma - t\nabla_{R_\Gamma}E(\Gamma)) \Big|_{t=0} = -\langle \nabla_{H(\Gamma)}E(\Gamma), \nabla_{R_\Gamma}E(\Gamma) \rangle_{H(\Gamma)} < 0.$$

Remark 2.3 (Relationship with [16]). Our definition of Finsler gradient is partly inspired by the generalized gradient introduced in Section 6.1 of [16]. An important difference is that we introduce a constraint \mathcal{L}_Γ whereas [16] defines the gradient as a minimum of $DE(\Gamma)(\Phi) + R_\Gamma(\Phi)$ on $T_\Gamma\mathcal{B}$. This is a crucial point because, as shown in the next section, this constraint guarantees the convergence of the descent method associated with the Finsler gradient toward a stationary point of E .

Remark 2.4 (Relationship with Sobolev gradient). We consider the spaces $\mathcal{B} = W^{1,2}([0, 1], \mathbb{R}^2)$, $H = L^2([0, 1], \mathbb{R}^2)$. More precisely, for every $\Gamma \in \mathcal{B}$, we set $T_\Gamma\mathcal{B} = W^{1,2}([0, 1], \mathbb{R}^2)$ and we denote by $L^2(\Gamma)$ the space $L^2([0, 1], \mathbb{R}^2)$ equipped with the norm

$$\|\Psi\|_{L^2(\Gamma)}^2 = \int_0^1 |\Psi(s)|^2 |\Gamma'(s)| ds.$$

In order to make such a norm well-defined we suppose that $|\Gamma'(s)| \neq 0$ for a.e. $s \in \mathbb{S}^1$. This setting models smooth parametric planar curves and their deformations Ψ . Note that the space of curves is further detailed in Section 3.

We introduce

$$R_\Gamma(\Phi) = \|D\Phi\|_{L^2(\Gamma)}^2, \quad \forall \Phi \in T_\Gamma\mathcal{B},$$

$$\mathcal{L}_\Gamma = \left\{ \Phi \in T_\Gamma\mathcal{B} : \|\nabla_{L^2(\Gamma)}E(\Gamma) - \Phi\|_{L^2(\Gamma)} \leq \rho \|\nabla_{L^2(\Gamma)}E(\Gamma)\|_{L^2(\Gamma)} \right\} \quad (2.5)$$

where we denote by $D\Phi$ the weak derivative of Φ . Note that \mathcal{L}_Γ satisfies condition (2.2). For a given differentiable energy E , (2.3) becomes

$$\nabla_{R_\Gamma}E(\Gamma) \in \operatorname{argmin}_{\Phi \in \mathcal{L}_\Gamma} \|D\Phi\|_{L^2(\Gamma)}^2. \quad (2.6)$$

Remark that, comparing with Proposition 4 p. 17 in [16], the Finsler gradient (2.6) represents a constrained version of the Sobolev gradient. Note also that in Definition 2.1, the penalty R_Γ need not be quadratic so that the negative Finsler gradient can be understood as a generalization of the Sobolev gradient.

2.2 Finsler Descent Method

In this section we consider the minimization problem (2.1) of an energy E on \mathcal{B} . Given some initialization $\Gamma_0 \in \mathcal{B}$, the Finsler gradient descent is defined as

$$\Gamma_{k+1} = \Gamma_k - \tau_k \nabla_{R_{\Gamma_k}} E(\Gamma_k) \quad (2.7)$$

where $\nabla_{R_{\Gamma_k}} E(\Gamma_k)$ is any minimizer of (2.3) and the step size $\tau = \tau_k > 0$ is chosen in order to satisfy the Wolfe constraints

$$\begin{cases} E(\Gamma + \tau v) & \leq E(\Gamma) + \alpha \tau \langle \nabla_H E(\Gamma), v \rangle_H \\ \langle \nabla_H E(\Gamma + \tau v), v \rangle_H & \geq \beta \langle \nabla_H E(\Gamma), v \rangle_H \end{cases} \quad (2.8)$$

for some fixed $0 < \alpha < \beta < 1$ and with $v = -\nabla_{R_{\Gamma_k}} E(\Gamma_k)$, see for instance [33], p.37.

We have the following result.

Theorem 2.5. Let $E \in C^1(\mathcal{B})$ be a non negative energy. We suppose that there exists a constant $L > 0$ such that

$$\|\nabla_H E(\Gamma_1) - \nabla_H E(\Gamma_2)\|_H \leq L \|\Gamma_1 - \Gamma_2\|_H \quad \forall \Gamma_1, \Gamma_2 \in H. \quad (2.9)$$

Then every accumulation point of the sequence $\{\Gamma_k\}_k$ (defined in (2.7)) for the topology on \mathcal{B} is a critical point of E .

Proof. Since $\{\Gamma_k\}$ is the sequence defined by the gradient descent satisfying the assumption of the Zoutendijk theorem (see [33]: Theorem 3.2 p.43) for the ambient norm on H , we have:

$$\sum_{k=0}^{\infty} \left\langle \frac{\nabla_H E(\Gamma_k)}{\|\nabla_H E(\Gamma_k)\|_H}, \frac{\nabla_{R_{\Gamma_k}} E(\Gamma_k)}{\|\nabla_{R_{\Gamma_k}} E(\Gamma_k)\|_H} \right\rangle_H^2 \|\nabla_H E(\Gamma_k)\|_H^2 < \infty.$$

Now, consider a subsequence $\{\Gamma_{\psi(k)}\}$ converging to $\Gamma_{\infty} \in \mathcal{B}$ (for the \mathcal{B} topology). As we have assumed that the norms $\|\cdot\|_H$ and $\|\cdot\|_{H(\Gamma)}$ are equivalent on every bounded ball of \mathcal{B} , for k large enough, the condition (2.4) implies :

$$\left\langle \frac{\nabla_H E(\Gamma_{\psi(k)})}{\|\nabla_H E(\Gamma_{\psi(k)})\|_H}, \frac{\nabla_{R_{\Gamma_{\psi(k)}}} E(\Gamma_{\psi(k)})}{\|\nabla_{R_{\Gamma_{\psi(k)}}} E(\Gamma_{\psi(k)})\|_H} \right\rangle_H \geq (1 - \rho)M > 0$$

with $M > 0$. This follows by the fact that

$$\langle \nabla_H E(\Gamma_{\psi(k)}), \nabla_{R_{\Gamma_{\psi(k)}}} E \rangle_H = DE(\Gamma)(\nabla_{R_{\Gamma_{\psi(k)}}}) = \langle \nabla_{H(\Gamma)} E(\Gamma_{\psi(k)}), \nabla_{R_{\Gamma_{\psi(k)}}} \rangle_{H(\Gamma)}$$

and the equivalence of the norms applied to (2.2).

Therefore, we have in particular

$$\sum_{k=0}^{\infty} \|\nabla_H E(\Gamma_{\psi(k)})\|_H^2 < \infty,$$

and the result ensues. \square

Remark 2.6 (On the Zoutendijk theorem). In the previous proof we applied the Zoutendijk theorem in infinite dimensions which is not the case in [33]. However, their proof can be straightforward generalized to the case of infinite dimensional Hilbert spaces.

Note that the sequence defined by the Finsler descent method could diverge (for instance if $E(\Gamma) \rightarrow 0$ as $\|\Gamma\|_{\mathcal{B}} \rightarrow +\infty$). However, if E is coercive and its level sets are compact with respect to the strong topology of \mathcal{B} , then the previous theorem guarantees the convergence of the Finsler descent method toward a stationary point of the energy. In fact, as E is coercive, we have that $\{\Gamma_k\}$ is uniformly bounded in \mathcal{B} . Then, as the level sets of E are compact, $\{\Gamma_k\}$ converges (up to a subsequence) to an element of \mathcal{B} which is a stationary point of E . We point out that in the infinite-dimensional case a bounded closed set need not to be compact, which justifies the hypothesis on the level sets.

Remark 2.7. An interesting problem would be to show that the Finsler gradient descent scheme admits a limit flow when the step size tends to zero, or to show that the machinery of gradient flows over metric spaces (see [5]) can be adapted to our setting. We believe this is however not trivial and decided to leave this for future work.

3 Finsler Gradient in the Spaces of Curves

This section specializes our method to a space of piecewise-regular curves. We target applications to piecewise rigid evolutions to solve a curve matching problem (see Section 5). Note that, in order to perform piecewise rigid evolutions, we are led to deal with curves whose first and second derivatives are not continuous. This leads us to consider the setting of BV^2 -functions. We refer the reader to Appendix for the definition and the main properties of BV and BV^2 functions.

3.1 BV^2 -curves

In this section we define the space of BV^2 -curves and introduce its main properties. This models closed, connected curves admitting a BV^2 -parameterization.

In the following, for every $\Gamma \in BV^2(\mathbb{S}^1, \mathbb{R}^2)$, we denote by $d\Gamma$ the measure defined as

$$d\Gamma(A) = \int_A |\Gamma'(s)| ds, \quad \forall A \subset \mathbb{S}^1$$

where Γ' denotes the approximate derivative of Γ (see for instance [4]). In the following we identify $[0, 1]$ with the unit circle \mathbb{S}^1 .

Definition 3.1 (BV^2 -curves). We set $\mathcal{B} = BV^2(\mathbb{S}^1, \mathbb{R}^2)$ equipped with the BV^2 -norm. For any $\Gamma \in \mathcal{B}$, we set $T_\Gamma \mathcal{B} = BV^2(\Gamma)$, the space $BV^2(\mathbb{S}^1, \mathbb{R}^2)$ equipped with the measure $d\Gamma$. In $BV^2(\Gamma)$, differentiation and integration are done with respect to the measure $d\Gamma$. For every $\Phi \in T_\Gamma \mathcal{B}$, we have in particular

$$\frac{d\Phi}{d\Gamma}(s) = \lim_{\varepsilon \rightarrow 0} \frac{\Phi(s + \varepsilon) - \Phi(s)}{d\Gamma((s - \varepsilon, s + \varepsilon))}, \quad \|\Phi\|_{L^1(\Gamma)} = \int_{\mathbb{S}^1} |\Phi(s)| |\Gamma'(s)| ds.$$

We also point out that $\frac{d\Phi}{d\Gamma}(s) = \Phi'(s)/|\Gamma'(s)|$ for a.e. $s \in \mathbb{S}^1$, which implies that such a derivative is Lebesgue-measurable. Remark that in order to make previous derivation well defined we have to

make a hypothesis on the derivative. We refer to next section, in particular to (3.10), for a discussion about the necessity of such a condition.

The first and second variation are defined as

$$TV_\Gamma(\Phi) = \sup \left\{ \int_{\mathbb{S}^1} \Phi(s) \cdot \frac{dg}{d\Gamma}(s) d\Gamma(s) : g \in C_c^1(\mathbb{S}^1, \mathbb{R}^2), \|g\|_{L^\infty(\mathbb{S}^1, \mathbb{R}^2)} \leq 1 \right\} \quad (3.1)$$

and

$$TV_\Gamma^2(\Phi) = \sup \left\{ \int_{\mathbb{S}^1} \Phi \cdot \frac{d^2g}{d\Gamma^2}(s) d\Gamma(s) : g \in C_c^2(\mathbb{S}^1, \mathbb{R}^2), \|g\|_{L^\infty(\mathbb{S}^1, \mathbb{R}^2)} \leq 1 \right\} \quad (3.2)$$

for every $\Phi \in BV^2(\mathbb{S}^1, \mathbb{R}^2)$. Now, as $\frac{dg}{d\Gamma}(s) d\Gamma(s) = g'(s) ds$ we get $TV_\Gamma(\Phi) = \|\Phi'\|_{L^1(\mathbb{S}^1, \mathbb{R}^2)}$. The BV^2 -norm on the tangent space is defined by

$$\|\Phi\|_{BV^2(\Gamma)} = \|\Phi\|_{W^{1,1}(\Gamma)} + TV_\Gamma^2(\Phi).$$

In a similar way we define $W^{2,1}(\Gamma)$. Every $\Phi \in T_\Gamma \mathcal{B}$ operates on a curve $\Gamma \in \mathcal{B}$ as

$$(\Gamma + \Phi)(s) = \Gamma(s) + \Phi(s), \quad \forall s \in \mathbb{S}^1.$$

Definition 3.2 (Tangent, normal, and curvature). For every $\Gamma \in \mathcal{B}$ we define the following vector

$$\nu_\Gamma(s) = \lim_{r \rightarrow 0} \frac{D\Gamma((s-r, s+r))}{|D\Gamma|((s-r, s+r))}$$

where $|D\Gamma|$ denotes the total variation of Γ and $D\Gamma$ denotes the vector-valued measure associated with the total variation. Note that, as $\Gamma \in W^{1,1}(\mathbb{S}^1, \mathbb{R}^2)$, $|D\Gamma|$ coincides with the measure $d\Gamma$ (we remind that the total variation of a $W^{1,1}$ -function coincides with the L^1 -norm of its derivative) and the limit defining ν_Γ exists for $d\Gamma$ -a.e. $s \in \mathbb{S}^1$. Moreover we have $\|\nu_\Gamma\| = 1$ for $d\Gamma$ -a.e. $s \in \mathbb{S}^1$.

Now, $\Gamma \in W^{1,1}(\mathbb{S}^1, \mathbb{R}^2)$ and we can suppose that $|\Gamma'(s)| \neq 0$ for almost every $s \in \mathbb{S}^1$. This implies in particular that a subset of \mathbb{S}^1 is $d\Gamma$ -negligible if and only if it is Lebesgue-negligible. Then, the tangent and normal vectors to the curve at $d\Gamma$ -a.e. point $\Gamma(s)$ are defined as

$$\mathbf{t}_\Gamma(s) = \frac{\nu_\Gamma(s)}{\|\nu_\Gamma(s)\|} \quad \mathbf{n}_\Gamma(s) = \mathbf{t}_\Gamma(s)^\perp \quad (3.3)$$

$$\text{where } (x, y)^\perp = (-y, x), \quad \forall (x, y) \in \mathbb{R}^2.$$

We point out that $\nu_\Gamma(s) = \Gamma'(s)/|\Gamma'(s)|$ for a.e. $s \in \mathbb{S}^1$ and $\mathbf{t}_\Gamma \in BV(\mathbb{S}^1, \mathbb{R}^2)$ with $\mathbf{t}_\Gamma \cdot \mathbf{t}_\Gamma = 1$ for a.e. $s \in \mathbb{S}^1$. Thus, by differentiating with respect to $d\Gamma$, we get that the measure $\mathbf{t}_\Gamma \cdot D_\Gamma \mathbf{t}_\Gamma$ is null (D_Γ denotes here the vector-valued measure associated with the total variation TV_Γ). Then, there exists a real measure curv_Γ such that

$$D_\Gamma \mathbf{t}_\Gamma = \mathbf{n}_\Gamma \text{curv}_\Gamma. \quad (3.4)$$

By the definition of \mathbf{n}_Γ we also have

$$D_\Gamma \mathbf{n}_\Gamma = -\mathbf{t}_\Gamma \text{curv}_\Gamma. \quad (3.5)$$

The measure curv_Γ is called generalized curvature of Γ and in the case of a smooth curve it coincides with the measure $\kappa_\Gamma ds$ where κ_Γ denotes the standard scalar curvature of Γ .

From the properties of the total variation (see for instance [4]) it follows that

$$|\text{curv}_\Gamma|(\mathbb{S}^1) \leq |D^2\Gamma|(\mathbb{S}^1) \quad (3.6)$$

where $|\text{curv}_\Gamma|(\mathbb{S}^1)$ denotes the total variation of the generalized curvature on the circle.

Definition 3.3 (Projectors). We denote by Π_Γ the projection on the normal vector field \mathbf{n}_Γ

$$\Pi_\Gamma(\Phi)(s) = \left(\Phi(s) \cdot \mathbf{n}_\Gamma(s) \right) \mathbf{n}_\Gamma(s), \quad (3.7)$$

where \cdot is the inner product in \mathbb{R}^2 . We denote by Σ_Γ the projection on the tangent vector field \mathbf{t}_Γ

$$\Sigma_\Gamma(\Phi)(s) = \left(\Phi(s) \cdot \mathbf{t}_\Gamma(s) \right) \mathbf{t}_\Gamma(s). \quad (3.8)$$

Definition 3.4 (Hilbertian structure). The Banach space $\mathcal{B} = BV^2(\mathbb{S}^1, \mathbb{R}^2)$ is continuously embedded in the Hilbert space $H = W^{1,2}(\mathbb{S}^1, \mathbb{R}^2)$.

For every $\Gamma \in \mathcal{B}$, we define $W^{1,2}(\Gamma) = W^{1,2}(\mathbb{S}^1, \mathbb{R}^2)$, where integration is done with respect to the measure $d\Gamma$. In particular, if Γ verifies $\operatorname{ess\,inf}_{s \in \mathbb{S}^1} |\Gamma'(s)| > 0$, then the norms of $W^{1,2}(\mathbb{S}^1, \mathbb{R}^2)$ and $W^{1,2}(\Gamma)$ are equivalent. This defines the following inner product on $T_\Gamma \mathcal{B}$

$$\langle \Phi, \Psi \rangle_{W^{1,2}(\Gamma)} = \int_{\mathbb{S}^1} \Phi(s) \cdot \Psi(s) d\Gamma(s) + \int_{\mathbb{S}^1} \frac{d\Phi}{d\Gamma}(s) \cdot \frac{d\Psi}{d\Gamma}(s) d\Gamma(s) \quad \forall \Phi, \Psi \in T_\Gamma \mathcal{B}. \quad (3.9)$$

Finally, recall that for a Fréchet-differentiable energy E on H , the $W^{1,2}(\Gamma)$ -gradient of E at Γ is defined as the unique deformation $\nabla_{W^{1,2}(\Gamma)} E(\Gamma)$ satisfying :

$$DE(\Gamma)(\Phi) = \langle \nabla_{W^{1,2}(\Gamma)} E(\Gamma), \Phi \rangle_{W^{1,2}(\Gamma)}, \quad \forall \Phi \in T_\Gamma \mathcal{B}$$

where $DE(\Gamma)(\Phi)$ is the directional derivative.

3.2 Geometric Curves and Parameterizations

For applications in computer vision, it is important that the developed method (e.g. a gradient descent flow to minimize an energy) only depends on the actual geometry of the planar curve, and not on its particular parametrization. We denote $[\Gamma] = \Gamma(\mathbb{S}^1)$ the geometric realization of the curve, i.e. the image of the parameterization in the plane.

If for two curves $\Gamma_1, \Gamma_2 \in \mathcal{B}$ there exists a smooth invertible map $\varphi : \mathbb{S}^1 \rightarrow \mathbb{S}^1$ such that $\Gamma_2 = \Gamma_1 \circ \varphi$, then Γ_2 is a reparameterization of Γ_1 , and these parameterizations share the same image, i.e. $[\Gamma_1] = [\Gamma_2]$. This section shows in some sense the converse implication in the BV^2 framework, namely the existence of a reparameterization map between two curves sharing the same geometric realization. This result is important since it shows the geometric invariance of the developed Finsler gradient flow.

Note however that this is clearly not possible without any constraint on the considered curve. For instance, there is no canonical parameterization of an eight-shaped curve in the plane. We thus only consider injective curves $\Gamma \in \mathcal{B}$ satisfying the following additional property

$$\operatorname{ess\,inf}_{s \in \mathbb{S}^1} |\Gamma'(s)| > 0. \quad (3.10)$$

Such a property gives a generalized definition of immersion for BV^2 -curves.

We define the set of curves

$$\mathcal{B}_0 = \{ \Gamma \in BV^2(\mathbb{S}^1, \mathbb{R}^2) : \Gamma \text{ is injective and satisfies (3.10)} \} \quad (3.11)$$

equipped with the BV^2 -norm. This is the set of embedded curves of BV^2 regularity.

Note that it is difficult to ensure that the iterates $\{\Gamma_k\}$ defined by (2.7) stays in \mathcal{B}_0 , since \mathcal{B}_0 is not a linear space. As shown in Proposition 3.5 below, \mathcal{B}_0 is an open set, so that one might need to use small step sizes τ_k to guarantee that $\Gamma_k \in \mathcal{B}_0$. This is however not acceptable, because it could contradict the constraints (2.8) and prevent the convergence of Γ_k to a stationary point of E . This issue reflects the well known fact that during an evolution, a parametric curve can develop self-intersection and thus become non-injective.

We also note that, as pointed out in Definitions 3.4 and 3.1, condition (3.10) guarantees that the norms on $L^2(\mathbb{S}^1, \mathbb{R}^2)$ and $L^2(\Gamma)$ and on $BV^2(\mathbb{S}^1, \mathbb{R}^2)$ and $BV^2(\Gamma)$ are equivalent, so that the abstract setting described in Section 2 is adapted to our case.

Proposition 3.5. \mathcal{B}_0 is an open set of $\mathcal{B} = BV^2(\mathbb{S}^1, \mathbb{R}^2)$.

Proof. By property (3.10), if $\Lambda \in \mathcal{B}_0$, we can set

$$m = \operatorname{ess\,inf}_{s \in \mathbb{S}^1} |\Lambda'(s)| > 0.$$

Now, as BV is embedded in L^∞ (i.e. there exists a constant $C > 0$ such that $\|\Gamma\|_{L^\infty(\mathbb{S}^1, \mathbb{R}^2)} \leq C \|\Gamma\|_{BV(\mathbb{S}^1, \mathbb{R}^2)}$), every curve $\Gamma \in BV^2(\mathbb{S}^1, \mathbb{R}^2)$ such that

$$\|\Gamma' - \Lambda'\|_{BV(\mathbb{S}^1, \mathbb{R}^2)} < \frac{\eta}{2C}, \quad \eta < m$$

satisfies (3.10). Moreover, (3.10) implies that Λ is locally injective and, as \mathbb{S}^1 is compact, there exists $\varepsilon, \alpha > 0$ such that

$$|\Lambda(s) - \Lambda(s')| \geq \alpha |s - s'|, \quad \forall s, s' \in \mathbb{S}^1 \text{ such that } |s - s'| \leq \varepsilon. \quad (3.12)$$

This is essentially due to condition (3.10) and the compactness of \mathbb{S}^1 . Then, every Γ such that $\|\Gamma' - \Lambda'\|_{L^\infty(\mathbb{S}^1, \mathbb{R}^2)} < \alpha/2$ satisfies (3.12) so it is locally injective. Then, as Λ is injective, if we take $\|\Gamma - \Lambda\|_{BV^2(\mathbb{S}^1, \mathbb{R}^2)} < \beta(\Lambda)$ where

$$\beta(\Lambda) = \frac{1}{2} \min \left\{ \frac{\alpha}{C}, \inf_{s \in \mathbb{S}^1} \inf_{|s-s'| > \varepsilon} |\Lambda(s) - \Lambda(s')| \right\}$$

then Γ is also globally injective.

Then

$$\left\{ \Gamma \in \mathcal{B}_0 \mid \|\Gamma - \Lambda\|_{BV^2(\mathbb{S}^1, \mathbb{R}^2)} < \min \left\{ \frac{\eta}{2C}, \beta(\Lambda) \right\} \right\} \subset \mathcal{B}_0$$

which proves that \mathcal{B}_0 is an open set of $BV^2(\mathbb{S}^1, \mathbb{R}^2)$. \square

The next proposition extends two classical properties of smooth curves to \mathcal{B}_0 .

Proposition 3.6. 1) (**Reparameterization**) For every $\Gamma_1, \Gamma_2 \in \mathcal{B}_0$ such that $[\Gamma_1] = [\Gamma_2]$, there exists a homeomorphism $\varphi \in BV^2(\mathbb{S}^1, \mathbb{S}^1)$ such that

$$\Gamma_1 = \Gamma_2 \circ \varphi.$$

2) (**Local coordinates**) For every $\Gamma \in \mathcal{B}_0$ the set $\Gamma(\mathbb{S}^1)$ can be locally represented as the graph of a BV^2 -function.

Proof. 1) For every $\Gamma \in \mathcal{B}_0$ we consider the arc-length parameterization defined by

$$\begin{aligned} \varphi_\Gamma : \mathbb{S}^1 &\rightarrow \mathbb{S}^1 \\ \varphi_\Gamma(s) &= \frac{1}{\text{Length}(\Gamma)} \int_{s_0}^s |\Gamma'(t)| dt, \quad s_0 \in \mathbb{S}^1. \end{aligned}$$

Because property (3.10) we can apply the inverse function theorem for Lipschitz functions (see Theorem 1 in [18]) which allows to define $\varphi_\Gamma^{-1} \in BV^2(\mathbb{S}^1, \mathbb{S}^1)$. It follows that

$$(\Gamma_1 \circ \varphi_{\Gamma_1}^{-1} \circ \varphi_{\Gamma_2})(s) = \Gamma_2(s) \quad \forall s \in \mathbb{S}^1.$$

2) It suffices to adapt the classical proof in the case of smooth curves using Theorem 1 in [18]. \square

3.3 Geometric Invariance

For BV^2 curves, the geometric invariance of the developed methods should be understood as an invariance with respect to BV^2 reparameterizations.

Definition 3.7. Let G_{BV^2} denote the set of homeomorphisms $\varphi \in BV^2(\mathbb{S}^1, \mathbb{S}^1)$ such that $\varphi^{-1} \in BV^2(\mathbb{S}^1, \mathbb{S}^1)$. Note that for every $\Gamma \in BV^2(\mathbb{S}^1, \mathbb{R}^2)$ we have $\Gamma \circ \varphi \in BV(\mathbb{S}^1, \mathbb{R}^2)$ for every $\varphi \in G_{BV^2}$. In fact, as every BV^2 -function is Lipschitz-continuous, by the chain-rule for BV -function, we get $\Gamma \circ \varphi \in BV(\mathbb{S}^1, \mathbb{R}^2)$. Moreover, $(\Gamma \circ \varphi)' = \Gamma'(\varphi)\varphi' \in BV(\mathbb{S}^1, \mathbb{R}^2)$ because BV is a Banach algebra (one can check that $\Gamma'(\varphi) \in BV(\mathbb{S}^1, \mathbb{R}^2)$ by performing the change of variables $t = \varphi(s)$ in the definition of total variation).

To ensure this invariance, we consider energies E and penalties R_Γ such that

$$E(\Gamma \circ \varphi) = E(\Gamma) \quad , \quad R_{\Gamma \circ \varphi}(\Phi \circ \varphi) = R_\Gamma(\Phi) \quad \forall \Gamma \in \mathcal{B}_0, \forall \varphi \in G_{BV^2}, \forall \Phi \in T_\Gamma \mathcal{B}.$$

This implies that

$$\nabla_{R_{\Gamma \circ \varphi}} E(\Gamma \circ \varphi)(\Phi \circ \varphi) = \nabla_{R_\Gamma} E(\Gamma)(\Phi) \circ \varphi$$

so that the descent scheme (2.7) does not depend on the parameterization of Γ . Finally, as

$$(\Gamma - \tau \nabla_{R_\Gamma} E(\Gamma)) \circ \varphi = \Gamma \circ \varphi - \tau \nabla_{R_{\Gamma \circ \varphi}} E(\Gamma \circ \varphi),$$

for $\tau = \tau_k$, the descent step in (2.7) is also invariant under reparameterization.

This shows that the Finsler gradient flow can actually be defined over the quotient space \mathcal{B}/G_{BV^2} . To avoid unnecessary technicalities, we decided not to use this framework and develop our analysis in the setting of the vector space \mathcal{B} .

Another consequence of this invariance is that, as long as the evolution (2.7) is in \mathcal{B}_0 , the flow does not depend on the choice of the parameterization. However, as already noted in Section 3.2, it might happen that the sequence leaves \mathcal{B}_0 , in which case different choices of parameterizations of an initial geometric realization can lead to different evolutions.

4 Piecewise Rigidity

This section defines a penalty R_Γ that favors piecewise rigid BV^2 deformations of BV^2 -curves. For the sake of clarity we present the construction of this penalty in two steps. We first characterize in Section 4.1 C^2 -global rigid deformations for smooth curves. Then, in Section 4.2, we introduce a penalty that favors piecewise rigid BV^2 deformations for curves belonging to \mathcal{B} .

4.1 Rigid Curve Deformations

A continuous curve evolution $t \in \mathbb{R} \mapsto \Gamma_t \in \mathcal{B}$ reads

$$\forall t \in \mathbb{R}, \quad \frac{\partial \Gamma_t(s)}{\partial t} = \Phi_t(s) \quad \text{where} \quad \Phi_t \in T_{\Gamma_t} \mathcal{B}. \quad (4.1)$$

We further assume in this section that Γ_t is a C^2 curve. This evolution is said to be globally rigid if it preserves the pairwise distances between points along the curves, i.e.

$$\forall t \in \mathbb{R}, \quad \forall (s, s') \in \mathbb{S}^1 \times \mathbb{S}^1, \quad |\Gamma_t(s) - \Gamma_t(s')| = |\Gamma_0(s) - \Gamma_0(s')|. \quad (4.2)$$

The following proposition shows that the set of instantaneous motion Φ_t giving rise to a rigid evolution is, at each time, a linear sub-space of dimension 3 of $T_{\Gamma_t} \mathcal{B}$.

Proposition 4.1. The evolution (4.1) satisfies (4.2) if and only if $\Phi_t \in \mathcal{R}_{\Gamma_t}$ for all $t \in \mathbb{R}$, where

$$\mathcal{R}_{\Gamma} = \left\{ \Phi \in T_{\Gamma} \mathcal{B} : \exists a \in \mathbb{R}, \exists b \in \mathbb{R}^2, \forall s \in \mathbb{S}^1, \Phi(s) = a \Gamma(s)^\perp + b \right\}. \quad (4.3)$$

Proof. Recall that the group of distance preserving transformations on \mathbb{R}^d is the Euclidean group $E(d) = \mathbb{R}^d \rtimes O_d(\mathbb{R})$ and that any element of $E(d)$ is uniquely defined by the image of $d + 1$ points in \mathbb{R}^d which are affinely independent. Therefore, provided that the curve Γ has at least three non collinear points, Φ_t is the restriction of $g_t \in E(d)$, a path on $E(d)$ which is uniquely defined. In addition, g_t and Φ_t have the same smoothness. Thus the result follows from the fact that the Lie algebra of $\mathbb{R}^d \rtimes O_d(\mathbb{R})$ is $\mathbb{R}^d \rtimes A(d)$, where $A(d)$ denotes the set of antisymmetric matrices. The degenerate cases such as the curve is contained in a line or a point are similar. \square

Note that for numerical simulations, one replaces the continuous PDE (4.1) by a flow discretized at times $t_k = k\tau$ for some step size $\tau > 0$ and $k \in \mathbb{N}$,

$$\Gamma_{k+1} = \Gamma_k + \tau \Phi_k \quad \text{where} \quad \Phi_k \in T_{\Gamma_k} \mathcal{B}.$$

This is for instance the case of a gradient flow such as (2.7) where $\Phi_k = -\nabla_{R_{\Gamma_k}} E(\Gamma_k)$. In this discretized setting, imposing $\Phi_k \in \mathcal{R}_{\Gamma_k}$ only guarantees that rigidity (4.2) holds approximately and for small enough times t_k .

The following proposition describes this set of tangent fields in an intrinsic manner (using only derivative along the curve Γ), and is pivotal to extend \mathcal{R}_{Γ} to piecewise-rigid tangent fields.

Proposition 4.2. For a C^2 -curve Γ , one has $\Phi \in \mathcal{R}_{\Gamma}$ if and only if Φ is C^2 and satisfies $L_{\Gamma}(\Phi) = 0$ and $H_{\Gamma}(\Phi) = 0$, where L_{Γ} and H_{Γ} are the following linear operators

$$L_{\Gamma}(\Phi) = \frac{d\Phi}{d\Gamma} \cdot \mathbf{t}_{\Gamma} \quad \text{and} \quad H_{\Gamma}(\Phi) = \frac{d^2\Phi}{d\Gamma^2} \cdot \mathbf{n}_{\Gamma}. \quad (4.4)$$

From a geometric point of view, $L_{\Gamma}(\Phi)$ takes into account the length changes and $H_{\Gamma}(\Phi)$ the curvature changes.

Proof. Using the parameterization of Γ , any such deformation Φ satisfies

$$\exists! (a, b) \in \mathbb{R} \times \mathbb{R}^2, \quad \forall s \in [0, 1], \quad \Phi(s) = a\Gamma(s)^\perp + b. \quad (4.5)$$

By differentiation with respect to s , this is equivalent to

$$\exists! a \in \mathbb{R}, \quad \forall s \in [0, 1], \quad \frac{d\Phi}{ds}(s) = a|\Gamma'(s)| \mathbf{n}_\Gamma(s)$$

which can be rewritten as $\frac{d\Phi}{d\Gamma}(s) = a\mathbf{n}_\Gamma(s)$ by differentiating with respect to the length element $d\Gamma = \|\Gamma'(s)\| ds$, or simply as $\frac{d\Phi}{ds}(s) = a\mathbf{n}_\Gamma(s)$ by considering an arc-length parameterization. This is equivalent to

$$\exists! a \in \mathbb{R}, \quad \forall s \in [0, 1], \quad \begin{cases} \frac{d\Phi}{d\Gamma} \cdot \mathbf{t}_\Gamma(s) = 0 \\ \frac{d\Phi}{d\Gamma} \cdot \mathbf{n}_\Gamma(s) = a \end{cases}$$

which is equivalent to

$$\begin{cases} \frac{d\Phi}{d\Gamma} \cdot \mathbf{t}_\Gamma = 0 \\ \frac{d}{d\Gamma} \left(\frac{d\Phi}{d\Gamma} \cdot \mathbf{n}_\Gamma \right) = 0 \end{cases}$$

and, using that

$$\frac{d}{d\Gamma} \left(\frac{d\Phi}{d\Gamma} \cdot \mathbf{n}_\Gamma \right) = \frac{d^2\Phi}{d\Gamma^2} \cdot \mathbf{n}_\Gamma - \frac{d\Phi}{d\Gamma} \cdot \kappa_\Gamma \mathbf{t}_\Gamma,$$

where κ_Γ is the curvature of Γ , we obtain the desired characterization. \square

4.2 Piecewise rigid BV^2 deformations

This section extends the globally rigid evolution considered in the previous section to piecewise-rigid evolution.

In the smooth case considered in the previous section, this corresponds to imposing that an instantaneous deformation $\Phi \in T_\Gamma \mathcal{B}$ satisfies (4.4) piecewisely for possibly different couples (a, b) on each piece. To generate a piecewise-smooth Finsler gradient $\Phi = \nabla_{R_\Gamma} E(\Gamma)$ (as defined in (2.3)) that is a piecewise rigid deformation, one should design a penalty R_Γ that satisfies this property. This is equivalent to imposing $L_\Gamma(\Phi) = 0$ and $H_\Gamma(\Phi) = 0$ for all $s \in [0, 1]$ except for a finite number of points (the articulations between the pieces). In particular, note that $L_\Gamma(\Phi)$ is undefined at these points, while $H_\Gamma(\Phi)$ is the sum of Dirac measures concentrated at the articulation points (due to the variations of a). This suggests that, in the smooth case, we can favor piecewise rigidity by minimizing $\|H_\Gamma(\Phi)\|_{L^1(\Gamma)}$ under the constraint $L_\Gamma(\Phi) = 0$ *a.e.*, so that we control the jumps of the second derivative without setting in advance the articulation points. Note also that the minimization of the L^1 -norm favors sparsity and, in contrast to the L^2 -norm, it enables the emergence of Dirac measures.

In order to extend such an idea to the BV^2 -framework we remind that

$$\|H_\Gamma(\Phi)\|_{L^1(\Gamma)} = TV_\Gamma \left(\frac{d\Phi}{d\Gamma} \cdot \mathbf{n}_\Gamma \right) \quad \forall \Phi \in C^2(\mathbb{S}^1, \mathbb{R}^2), \Gamma \in C^2(\mathbb{S}^1, \mathbb{R}^2)$$

which defines a suitable penalty in the BV^2 -setting. Moreover, since we are interested in piecewise rigid motions, we deal with curves that could be not C^1 at some points s . It is useful to introduce the following operators

$$L_{\Gamma}^+(\Phi)(s) = \lim_{\substack{t \rightarrow s \\ t \in (s, s+\varepsilon)}} \frac{d\Phi}{d\Gamma}(t) \cdot \mathbf{t}_{\Gamma}(t), \quad (4.6)$$

$$L_{\Gamma}^-(\Phi)(s) = \lim_{\substack{t \rightarrow s \\ t \in (s-\varepsilon, s)}} \frac{d\Phi}{d\Gamma}(t) \cdot \mathbf{t}_{\Gamma}(t). \quad (4.7)$$

Of course if Γ and Φ are C^1 at s we have $L_{\Gamma}^+(\Phi)(s) = L_{\Gamma}^-(\Phi)(s) = L_{\Gamma}(\Phi)(s)$. The next definition introduces a penalty for piecewise rigid evolution in \mathcal{B} .

Definition 4.3 (BV^2 Piecewise-rigid penalty). For $\Gamma \in \mathcal{B}$ and $\Phi \in T_{\Gamma}\mathcal{B} = BV^2(\Gamma)$, we define

$$R_{\Gamma}(\Phi) = TV_{\Gamma} \left(\frac{d\Phi}{d\Gamma} \cdot \mathbf{n}_{\Gamma} \right) + \nu_{\mathcal{C}_{\Gamma}}(\Phi) \quad (4.8)$$

where $\nu_{\mathcal{C}_{\Gamma}}$ is the indicator function of \mathcal{C}_{Γ}

$$\nu_{\mathcal{C}_{\Gamma}}(\Phi) = \begin{cases} 0 & \text{if } \Phi \in \mathcal{C}_{\Gamma} \\ +\infty & \text{otherwise} \end{cases}.$$

Note that (3.1) is the total variation of f with respect to the measure $d\Gamma$. We remind that $TV_{\Gamma}(f) = |Df|(\mathbb{S}^1)$ for every $f \in L^1(\mathbb{S}^1, \mathbb{R}^2)$.

The set \mathcal{C}_{Γ} is defined as follows

$$\mathcal{C}_{\Gamma} = \{ \Phi \in T_{\Gamma}\mathcal{B} : L_{\Gamma}^+(\Phi) = L_{\Gamma}^-(\Phi) = 0 \}. \quad (4.9)$$

In order to define the Finsler gradient we consider a constraint on the normal component of the deformation field.

Definition 4.4 (Deviation constraint). For $\Gamma \in \mathcal{B}$, we define

$$\mathcal{L}_{\Gamma} = \left\{ \Phi \in T_{\Gamma}\mathcal{B} : \left\| \Pi_{\Gamma}(\nabla_{W^{1,2}(\Gamma)} E(\Gamma) - \Phi) \right\|_{W^{1,2}(\Gamma)} \leq \rho \left\| \Pi_{\Gamma}(\nabla_{W^{1,2}(\Gamma)} E(\Gamma)) \right\|_{W^{1,2}(\Gamma)} \right\}. \quad (4.10)$$

Here, $\rho \in (0, 1)$ is called the rigidification parameter, and controls the deviation of the Finsler gradient from the L^2 gradient. Π_{Γ} is the projector introduced in equation (3.7).

We point out that in the applications studied in this paper we consider an intrinsic energy E (i.e., it does not depend on reparameterization). In this case the $W^{1,2}$ -gradient of E is normal to the curve, so that \mathcal{L}_{Γ} satisfies condition (2.2) in the case of an intrinsic energy and it can be used to define a valid Finsler gradient.

Using these specific instantiations for R_{Γ} and \mathcal{L}_{Γ} , Definition 2.1 reads in this BV^2 framework as follows.

Definition 4.5 (BV^2 Piecewise-rigid Finsler gradient). We define

$$\nabla_{R_{\Gamma}} E(\Gamma) \in \operatorname{argmin}_{\Phi \in \mathcal{L}_{\Gamma}} R_{\Gamma}(\Phi). \quad (4.11)$$

The following result ensures the existence of a Finsler gradient. To prove it we consider the space \mathcal{B} equipped with the weak* topology.

Theorem 4.6. Problem (4.11) admits at least a solution.

In order to prove the theorem, we need the following lemmas. They guarantee in particular the compactness of minimizing sequences with respect to the BV^2 -weak* topology. The proof relies on the evaluation of a bilinear form which is degenerate if the curve is a circle, so we treat the case of the circle separately.

Lemma 4.7. Let $\Gamma \in \mathcal{B}$ be an injective curve. We suppose that Γ is different from a circle. Then there exists a constant $C(\Gamma)$ depending on Γ such that

$$\|\Phi\|_{BV^2(\Gamma)} \leq C(\Gamma) \left((1 + \rho) \|\Pi_\Gamma(\nabla_{W^{1,2}(\Gamma)} E(\Gamma))\|_{W^{1,2}(\Gamma)} + R_\Gamma(\Phi) \right) \quad \forall \Phi \in \mathcal{L}_\Gamma \cap \mathcal{C}_\Gamma \quad (4.12)$$

where Π_Γ is the operator defined in (3.7).

Proof. (of Lemma 4.7) The proof is essentially based on estimation (4.14) giving a bound for the L^∞ -norms of the deformation Φ and its first derivative. We also remark that, as $\Phi \in \mathcal{L}_\Gamma$, we have

$$\|\Pi_\Gamma(\Phi)\|_{L^2(\Gamma)} \leq (1 + \rho) \|\Pi_\Gamma(\nabla_{W^{1,2}(\Gamma)} E(\Gamma))\|_{W^{1,2}(\Gamma)}. \quad (4.13)$$

In the following we denote by $l(\Gamma)$ the length of the curve Γ .

Bound on the first derivative. In this section we prove the following estimate for the L^∞ -norms of $\frac{d\Phi}{d\Gamma} \cdot \mathbf{n}_\Gamma$ and Φ :

$$\max \left\{ \|\Phi\|_{L^\infty(\Gamma)} : \left\| \frac{d\Phi}{d\Gamma} \cdot \mathbf{n}_\Gamma \right\|_{L^\infty(\Gamma)} \right\} \leq C_0(\Gamma) \left((1 + \rho) \|\Pi_\Gamma(\nabla_{W^{1,2}(\Gamma)} E(\Gamma))\|_{W^{1,2}(\Gamma)} + R_\Gamma(\Phi) \right) \quad (4.14)$$

where $C_0(\Gamma)$ depends on Γ .

Let $s_0 \in \mathbb{S}^1$, we can write

$$\frac{d\Phi}{d\Gamma} \cdot \mathbf{n}_\Gamma = u + a$$

where $u \in BV(\Gamma)$ such that $u(s_0) = 0$ and $a = \frac{d\Phi}{d\Gamma}(s_0) \cdot \mathbf{n}_\Gamma(s_0) \in \mathbb{R}$. As $\Phi \in \mathcal{C}_\Gamma$ we have $L_\Gamma^+(\Phi) = L_\Gamma^-(\Phi) = 0$, which implies

$$\frac{d\Phi}{d\Gamma} = \left(\frac{d\Phi}{d\Gamma} \cdot \mathbf{n}_\Gamma \right) \mathbf{n}_\Gamma$$

and

$$\Phi(s) = \Phi(s_0) + a[\Gamma(s) - \Gamma(s_0)]^\perp + \int_{s_0}^s u \mathbf{n}_\Gamma d\Gamma(s) \quad \forall s \in \mathbb{S}^1. \quad (4.15)$$

Now, by projecting on the normal to Γ , we can write

$$\Pi_\Gamma(\Phi) = \Pi_\Gamma(\Phi(s_0) + a[\Gamma(s) - \Gamma(s_0)]^\perp) + \Pi_\Gamma \left(\int_{s_0}^s u \mathbf{n}_\Gamma d\Gamma(s) \right). \quad (4.16)$$

In particular, by the properties of good representatives for BV -functions of one variable (see [4] p. 19), we have

$$|u(s)| = |u(s) - u(s_0)| \leq TV_\Gamma(u) \quad \forall s \in \mathbb{S}^1$$

which implies that

$$\left\| \int_{s_0}^s u \mathbf{n}_\Gamma d\Gamma(s) \right\|_{L^\infty(\Gamma)} \leq l(\Gamma) TV_\Gamma(u) = l(\Gamma) R_\Gamma(\Phi) \quad (4.17)$$

and

$$\left\| \int_{s_0}^s u \mathbf{n}_\Gamma d\Gamma(s) \right\|_{L^2(\Gamma)} \leq l(\Gamma)^{3/2} R_\Gamma(\Phi) \quad (4.18)$$

Thus, by (4.13), (4.18), and (4.16) it follows that

$$\|\Pi_\Gamma(\Phi(s_0) + a[\Gamma(s) - \Gamma(s_0)]^\perp)\|_{L^2(\Gamma)} \leq (1 + \rho) \|\Pi_\Gamma(\nabla_{W^{1,2}(\Gamma)} E(\Gamma))\|_{W^{1,2}(\Gamma)} + l(\Gamma)^{3/2} R_\Gamma(\Phi). \quad (4.19)$$

We remark now that $\|\Pi_\Gamma(\Phi(s_0) + a[\Gamma(s) - \Gamma(s_0)]^\perp)\|_{L^2(\Gamma)}^2$ can be written as

$$\|\Pi_\Gamma(\Phi(s_0) + a[\Gamma(s) - \Gamma(s_0)]^\perp)\|_{L^2(\Gamma)}^2 = (|\Phi(s_0)|, a) \cdot A \left(\frac{\Phi(s_0)}{|\Phi(s_0)|}, s_0 \right) \begin{pmatrix} |\Phi(s_0)| \\ a \end{pmatrix} \quad (4.20)$$

where, for any $e \in \mathbb{S}^1 \subset \mathbb{R}^2$ and $s_0 \in \mathbb{S}^1$, the matrix $A(e, s_0)$ is defined by

$$\begin{pmatrix} \int_{\mathbb{S}^1} (e \cdot \mathbf{n}_\Gamma)^2 d\Gamma(s) & \int_{\mathbb{S}^1} ([\Gamma(s) - \Gamma(s_0)]^\perp \cdot \mathbf{n}_\Gamma) (e \cdot \mathbf{n}_\Gamma) d\Gamma(s) \\ \int_{\mathbb{S}^1} ([\Gamma(s) - \Gamma(s_0)]^\perp \cdot \mathbf{n}_\Gamma) (e \cdot \mathbf{n}_\Gamma) d\Gamma(s) & \int_{\mathbb{S}^1} ([\Gamma(s) - \Gamma(s_0)]^\perp \cdot \mathbf{n}_\Gamma)^2 d\Gamma(s) \end{pmatrix}. \quad (4.21)$$

Note that the bilinear form defined by $A(e, s_0)$ is degenerate if and only if the determinant of $A(e, s_0)$ is zero which means that there exists $\alpha \in \mathbb{R}$ such that $(e - \alpha[\Gamma(s) - \Gamma(s_0)]^\perp) \cdot \mathbf{n}_\Gamma = 0$ for every $s \in \mathbb{S}^1$. Note that this implies that Γ is either a circle or a line. Now, as we work with closed injective curves Γ is different from a line. Then, because of the hypothesis on Γ , we get that for every $s_0 \in \mathbb{S}^1$ the bilinear form associated with $A(e, s_0)$ is not degenerate.

In particular the determinant of A is positive which means that the bilinear form is positive-definite. This implies that its smallest eigenvalue is positive and in particular, by a straightforward calculation, it can be written as $\lambda(e, s_0)$ where $\lambda : \mathbb{S}^1 \rightarrow \mathbb{R}$ is a positive continuous function. Then, we have

$$\inf_{e, s_0 \in \mathbb{S}^1} \lambda(e, s_0) (|\Phi(s_0)|^2 + a^2) \leq \lambda \left(\frac{\Phi(s_0)}{|\Phi(s_0)|}, s_0 \right) (|\Phi(s_0)|^2 + a^2) \leq \|\Pi_\Gamma(\Phi(s_0) + a\Gamma(s)^\perp)\|_{L^2(\Gamma)}^2 \quad (4.22)$$

where the infimum of λ on $\mathbb{S}^1 \times \mathbb{S}^1$ is a positive constant depending only on Γ and denoted by λ_Γ .

The previous relationship and (4.19) prove that, for every $s_0 \in \mathbb{S}^1$, we have

$$\max \{|\Phi(s_0)|, a\} \leq C_0(\Gamma) ((1 + \rho) \|\Pi_\Gamma(\nabla_{W^{1,2}(\Gamma)} E(\Gamma))\|_{W^{1,2}(\Gamma)} + R_\Gamma(\Phi)) \quad (4.23)$$

where $C_0(\Gamma) = \max\{1/\lambda_\Gamma, l(\Gamma)^{3/2}/\lambda_\Gamma\}$ depends only on Γ .

Then, because of the arbitrary choice of s_0 and the definition of a ($a = \frac{d\Phi}{dt}(s_0) \cdot \mathbf{n}_\Gamma(s_0)$), (4.23) implies (4.14). In particular (4.14) gives a bound for the $W^{1,1}(\Gamma)$ -norm of Φ .

Bound on the second variation. We have

$$TV_{\Gamma}^2(\Phi) = TV_{\Gamma} \left(\frac{d\Phi}{d\Gamma} \right).$$

Now, $\frac{d\Phi}{d\Gamma} = \left(\frac{d\Phi}{d\Gamma} \cdot \mathbf{n}_{\Gamma} \right) \mathbf{n}_{\Gamma} \in BV(\Gamma)$ and, by the generalization of the product rule to BV -functions (see Theorem 3.96, Example 3.97, and Remark 3.98 in [4]), we get

$$TV_{\Gamma} \left(\frac{d\Phi}{d\Gamma} \right) \leq 2 \left(TV_{\Gamma} \left(\frac{d\Phi}{d\Gamma} \cdot \mathbf{n}_{\Gamma} \right) + \left\| \frac{d\Phi}{d\Gamma} \cdot \mathbf{n}_{\Gamma} \right\|_{L^{\infty}(\Gamma)} TV_{\Gamma}(\mathbf{n}_{\Gamma}) \right).$$

The constant 2 in the previous inequality comes from the calculation of the total variation on the intersection of the jump sets of $\left(\frac{d\Phi}{d\Gamma} \cdot \mathbf{n}_{\Gamma} \right)$ and \mathbf{n}_{Γ} (see Example 3.97 in [4]). Note also that $TV_{\Gamma}(\mathbf{n}_{\Gamma}) = |D\mathbf{n}_{\Gamma}|(\mathbb{S}^1)$.

Then, by (3.5) and (3.6), we get

$$\begin{aligned} TV_{\Gamma} \left(\frac{d\Phi}{d\Gamma} \right) &\leq 2 \left(TV_{\Gamma} \left(\frac{d\Phi}{d\Gamma} \cdot \mathbf{n}_{\Gamma} \right) + |\text{curv}_{\Gamma}|(\mathbb{S}^1) \left\| \frac{d\Phi}{d\Gamma} \cdot \mathbf{n}_{\Gamma} \right\|_{L^{\infty}(\Gamma)} \right) \\ &\leq 2 \left(TV_{\Gamma} \left(\frac{d\Phi}{d\Gamma} \cdot \mathbf{n}_{\Gamma} \right) + |D^2\Gamma|(\mathbb{S}^1) \left\| \frac{d\Phi}{d\Gamma} \cdot \mathbf{n}_{\Gamma} \right\|_{L^{\infty}(\Gamma)} \right) \end{aligned} \quad (4.24)$$

which implies that

$$TV_{\Gamma}^2(\Phi) \leq C_1(\Gamma) \left(R_{\Gamma}(\Phi) + \left\| \frac{d\Phi}{d\Gamma} \cdot \mathbf{n}_{\Gamma} \right\|_{L^{\infty}(\Gamma)} \right). \quad (4.25)$$

where $C_1(\Gamma)$ is a constant depending on Γ .

The Lemma follows from (4.14) and (4.25). \square

The next lemma gives a similar result in the case where Γ is a circle.

Lemma 4.8. Let $\Gamma \in \mathcal{B}$ be a circle with radius r . Then there exists a constant $C(r)$ depending on r such that

$$\|\Phi\|_{BV^2(\Gamma)} \leq C(r) \left((1 + \rho) \|\Pi_{\Gamma}(\nabla_{W^{1,2}(\Gamma)} E(\Gamma))\|_{W^{1,2}(\Gamma)} + R_{\Gamma}(\Phi) \right) \quad (4.26)$$

for every $\Phi \in \mathcal{L}_{\Gamma} \cap \mathcal{C}_{\Gamma}$ such that $\Phi(s_0) \cdot \mathbf{t}_{\Gamma}(s_0) = 0$ for some $s_0 \in \mathbb{S}^1$.

Proof. The proof is based on the same arguments used to prove the previous lemma. We denote by r the radius of the circle.

As $\Phi(s_0) \cdot \mathbf{t}_{\Gamma}(s_0) = 0$, by the properties of good representatives for BV -functions of one variable (see [4] p. 19), we have

$$|\Phi \cdot \mathbf{t}_{\Gamma}| = |\Phi(s) \cdot \mathbf{t}_{\Gamma}(s) - \Phi(s_0) \cdot \mathbf{t}_{\Gamma}(s_0)| \leq TV_{\Gamma}(\Phi \cdot \mathbf{t}_{\Gamma}) \quad \forall s \in \mathbb{S}^1. \quad (4.27)$$

Now, as $L_{\Gamma}^+(\Phi) = L_{\Gamma}^-(\Phi) = 0$ and the curvature is equal to $1/r$ at each point, we get

$$\frac{d(\Phi \cdot \mathbf{t}_{\Gamma})}{d\Gamma} = \Phi \cdot \frac{\mathbf{n}_{\Gamma}}{r}$$

and from (4.27) it follows

$$\|\Phi \cdot \mathbf{t}_\Gamma\|_{L^\infty(\Gamma)} \leq \frac{\|\Phi \cdot \mathbf{n}_\Gamma\|_{L^1(\Gamma)}}{r}. \quad (4.28)$$

Now, as $\Phi \in \mathcal{L}_\Gamma$, we have

$$\|\Phi \cdot \mathbf{n}_\Gamma\|_{L^2(\Gamma)} \leq (1 + \rho) \|\Pi_\Gamma(\nabla_{W^{1,2}(\Gamma)} E(\Gamma))\|_{W^{1,2}(\Gamma)} \quad (4.29)$$

and, from (4.28) and (4.29), it follows

$$\|\Phi\|_{L^1(\Gamma)} \leq \sqrt{2\pi r}(2\pi + 1)(1 + \rho) \|\Pi_\Gamma(\nabla_{W^{1,2}(\Gamma)} E(\Gamma))\|_{W^{1,2}(\Gamma)}. \quad (4.30)$$

Concerning the first derivative we remark that, as Φ is periodic, the mean value of its first derivative is equal to zero. Then, by Poincaré's inequality (see Theorem 3.44 in [4]), we have

$$\left\| \frac{d\Phi}{d\Gamma} \right\|_{L^1(\Gamma)} \leq C_0(r) TV_\Gamma \left(\frac{d\Phi}{d\Gamma} \right) \quad (4.31)$$

where $C_0(r)$ is a constant depending on r . Moreover, by integrating by parts the integrals of the definition of second variation, we get

$$TV_\Gamma^2(\Phi) = TV_\Gamma \left(\frac{d\Phi}{d\Gamma} \right). \quad (4.32)$$

So, in order to prove the lemma it suffices to prove a bound for $TV_\Gamma \left(\frac{d\Phi}{d\Gamma} \right)$.

Now, as $\frac{d\Phi}{d\Gamma} = \left(\frac{d\Phi}{d\Gamma} \cdot \mathbf{n}_\Gamma \right) \mathbf{n}_\Gamma$, by the generalization of the product rule to BV -functions (see Theorem 3.96, Example 3.97, and Remark 3.98 in [4]), we get

$$TV_\Gamma \left(\frac{d\Phi}{d\Gamma} \right) \leq \left(1 + \frac{1}{r} \right) TV_\Gamma \left(\frac{d\Phi}{d\Gamma} \cdot \mathbf{n}_\Gamma \right) = \left(1 + \frac{1}{r} \right) R_\Gamma(\Phi), \quad (4.33)$$

where we used the fact that \mathbf{n}_Γ has no jumps (see Example 3.97 in [4]).

The lemma follows from (4.30), (4.31), (4.32), and (4.33). \square

We can now prove Theorem 4.6.

Proof. (of **Theorem 4.6**) The proof is based on Lemma 4.7 and Lemma 4.8, so we distinguish two cases: Γ is a circle and it is not.

We suppose that Γ is different from a circle. Let $\{\Phi_h\} \subset \mathcal{L}_\Gamma \cap \mathcal{C}_\Gamma$ be a minimizing sequence of R_Γ . We can also suppose $\sup_h R_\Gamma(\Phi_h) < +\infty$. From Lemma 4.7 it follows that

$$\sup_h \|\Phi_h\|_{BV^2(\Gamma)} \leq C(\Gamma) \left((1 + \rho) \|\Pi_\Gamma(\nabla_{W^{1,2}(\Gamma)} E(\Gamma))\|_{W^{1,2}(\Gamma)} + \sup_h R_\Gamma(\Phi_h) \right)$$

where $C(\Gamma)$ depends only on Γ . This gives a uniform bound for the $BV^2(\Gamma)$ -norms of Φ_h and implies that $\{\Phi_h\}$ converges (up to a subsequence) toward some $\Phi \in BV^2(\Gamma)$ with respect to the $BV^2(\Gamma)$ -weak* topology (see Theorem 3.23 in [4]).

In particular $\Phi_h \rightarrow \Phi$ in $W^{1,1}(\Gamma)$ which proves that $\Phi \in \mathcal{C}_\Gamma$, and, by the lower semi-continuity of the L^2 -norm, we also get $\Phi \in \mathcal{L}_\Gamma$.

Now, as R_Γ is lower semi-continuous with respect to the $BV^2(\Gamma)$ -weak* topology, the theorem ensues.

In the case where Γ is a circle with radius r , for every minimizing sequence $\{\Phi_h\} \subset \mathcal{L}_\Gamma \cap \mathcal{C}_\Gamma$, we consider the sequence

$$\Psi_h(s) = \Phi_h(s) - (\Phi_h(s_0) \cdot \mathbf{t}_\Gamma(s_0))\mathbf{t}_\Gamma(s) \quad (4.34)$$

for some $s_0 \in \mathbb{S}^1$. We remark that $\{\Psi_h\} \subset \mathcal{L}_\Gamma$. Moreover

$$\frac{d\Psi_h}{d\Gamma}(s) = \frac{d\Phi_h}{d\Gamma}(s) - \left(\frac{\Phi_h(s_0) \cdot \mathbf{t}_\Gamma(s_0)}{r} \right) \mathbf{n}_\Gamma(s) \quad (4.35)$$

which implies that, for every h , $\Psi_h \in \mathcal{C}_\Gamma$ and

$$R_\Gamma(\Psi_h) = R_\Gamma(\Phi_h). \quad (4.36)$$

Then the sequence $\{\Psi_h\}$ is a minimizing sequence of Problem (4.11) such that $\Psi(s_0) \cdot \mathbf{t}_\Gamma(s_0) = 0$. We can also suppose $\sup_h R_\Gamma(\Psi_h) < +\infty$.

Then, by Lemma 4.8 we get

$$\sup_h \|\Psi_h\|_{BV^2(\Gamma)} \leq C(r) \left((1 + \rho) \|\Pi_\Gamma(\nabla_{W^{1,2}(\Gamma)} E(\Gamma))\|_{W^{1,2}(\Gamma)} + \sup_h R_\Gamma(\Psi_h) \right)$$

where $C(r)$ depends only on r .

This proves a uniform bound for $\|\Psi_h\|_{BV^2(\Gamma)}$ which implies that the minimizing sequence $\{\Psi_h\}$ converges (up to a subsequence) with respect to the BV^2 -weak* topology. Then we can conclude as in the previous case. \square

We point out that, as showed in the previous proof, when Γ is a circle the Finsler gradient is defined up to a tangential translation. This was actually expected because such a tangential translation is a rotation of the circle.

We have defined a penalty for piecewise rigid BV^2 deformations for curves belonging to \mathcal{B} . In the next section we use the Finsler descent method with respect to such a penalty to solve curve matching problems.

5 Application to Curve Matching

This section shows an application of the Finsler descent method to the curve matching problem.

5.1 The Curve Matching Problem

Given two curves Γ_0 and Λ in \mathcal{B} , the curve matching problem (also known as the registration problem) seeks for an (exact or approximate) bijection between their geometric realizations $[\Gamma_0]$ and $[\Lambda]$ (as defined in Section 3.2). One thus looks for a matching (or correspondence) $f : [\Gamma_0] \rightarrow \mathbb{R}^2$ such that $f([\Gamma_0])$ is equal or close to $[\Lambda]$.

There exists a variety of algorithms to compute a matching with desirable properties, that are reviewed in Section 1.1. A simple class of methods consists in minimizing an intrinsic energy $E(\Gamma)$

(i.e., E only depends on $[\Gamma]$), and to track the points of the curve, thus establishing a matching during the minimization flow. We suppose that $E(\Gamma) > 0$ if $[\Gamma] \neq [\Lambda]$ and $E(\Lambda) = 0$, so that the set of global minimizers of E is exactly $[\Lambda]$. This is for instance the case if $E(\Gamma)$ is a distance between $[\Gamma]$ and $[\Lambda]$. A gradient descent method (such as (2.7)) defines a set of iterates Γ_k , so that Γ_0 is the curve to be matched to Λ . The iterates Γ_k (or at least a sub-sequence) converge to Γ_∞ , and the matching is simply defined as

$$\forall s \in \mathbb{S}^1, \quad f(\Gamma_0(s)) = \Gamma_\infty(s).$$

If the descent method succeeds in finding a global minimizer of E , then f is an exact matching, i.e. $f([\Gamma_0]) = [\Lambda]$. This is however not always the case, and the iterates Γ_k can converge to a local minimum. It is thus important to define a suitable notion of gradient to improve the performance of the method. The next sections describe the use of the Finsler gradient to produce piecewise rigid matching.

5.2 Matching Energy

The matching accuracy depends on the energy and on the kind of descent used to define the flow. In this paper we are interested in studying the Finsler descent method rather than designing novel energies. For the numerical examples, we consider an energy based on reproducing kernel Hilbert space (r.k.h.s.) theory [47, 7]. These energies have been introduced for curve matching in [45, 22]. For an overview on other types of energies we refer the reader to the bibliography presented in Section 1.1.

We consider a positive-definite kernel k in the sense of the r.k.h.s theory [47, 7]. Following [45], we define a distance between curves as

$$\text{dist}(\Gamma, \Lambda)^2 = H(\Gamma, \Gamma) + H(\Lambda, \Lambda) - 2H(\Gamma, \Lambda), \quad \forall \Gamma, \Lambda \in \mathcal{B} \quad (5.1)$$

where

$$H(\Gamma, \Lambda) = \int_{\mathbb{S}^1} \int_{\mathbb{S}^1} \mathbf{n}_\Gamma(s) \cdot \mathbf{n}_\Lambda(t) k(\Gamma(s), \Lambda(t)) \, d\Gamma(s) d\Lambda(t). \quad (5.2)$$

As the kernel k is positive-definite in the sense of r.k.h.s. theory, it can be shown that dist defined in (5.1) is a distance between the geometric realizations $([\Gamma], [\Lambda])$ (up to change in orientation) of the curves. In our numerical tests, we define k as a sum of two Gaussian kernels with standard deviation $\sigma > 0$ and $\delta > 0$

$$k(v, w) = e^{-\frac{\|v-w\|^2}{2\sigma^2}} + e^{-\frac{\|v-w\|^2}{2\delta^2}}, \quad \forall v, w \in \mathbb{R}^2, \quad (5.3)$$

which can be shown to be a positive-definite kernel. We use a sum of Gaussian kernels to better capture features at different scales in the curves to be matched. This has been shown to be quite efficient in practice in a different context in [35]. This energy takes into account the orientation of the normals along the shape in order to stress the difference between the interior and the exterior of closed shapes. Remark that, to obtain interesting numerical results, both Γ and Λ have to be parameterized with the same orientation (clockwise or counter-clockwise).

Given a target curve $\Lambda \in \mathcal{B}$, we consider the following energy

$$E : \mathcal{B} \rightarrow \mathbb{R}, \quad E(\Gamma) = \frac{1}{2} \text{dist}(\Gamma, \Lambda)^2. \quad (5.4)$$

Remark that, as dist is a distance then $[\Lambda]$ is equal to the set of global minimizers of E . The gradient of E at Γ with respect to $L^2(\Gamma)$ -topology is given by the following proposition.

Proposition 5.1. The gradient of E at Γ with respect to the $L^2(\Gamma)$ scalar product is given by

$$\nabla_{L^2(\Gamma)} E(\Gamma)(s) = \mathbf{n}_\Gamma(s) \left[\int_{\mathbb{S}^1} \mathbf{n}_\Gamma(t) \cdot \nabla_1 k(\Gamma(s), \Gamma(t)) d\Gamma(t) - \int_{\mathbb{S}^1} \mathbf{n}_\Lambda(t) \cdot \nabla_1 k(\Gamma(s), \Lambda(t)) d\Lambda(t) \right] \quad (5.5)$$

for every $s \in \mathbb{S}^1$, where $\nabla_1 k$ represents the derivative with respect to the first variable.

For every deformation Φ , the L^2 gradient of E at Γ satisfies

$$\begin{aligned} \langle \nabla_{L^2(\Gamma)} E(\Gamma), \Phi \rangle_{L^2(\Gamma)} &= \int_{\mathbb{S}^1} \mathbf{n}_\Gamma(s) \cdot \Phi(s) \int_{\mathbb{S}^1} \mathbf{n}_\Gamma(t) \cdot \nabla_1 k(\Gamma(s), \Gamma(t)) d\Gamma(t) d\Gamma(s) \\ &\quad - \int_{\mathbb{S}^1} \mathbf{n}_\Gamma(s) \cdot \Phi(s) \int_{\mathbb{S}^1} \mathbf{n}_\Lambda(t) \cdot \nabla_1 k(\Gamma(s), \Lambda(t)) d\Lambda(t) d\Gamma(s). \end{aligned}$$

Proof. In order to prove (5.5) we calculate the gradient for $H(\Gamma, \Lambda)$ with respect to Γ . We rewrite H as

$$H(\Gamma, \Lambda) = \int_{\mathbb{S}^1} \int_{\mathbb{S}^1} \Gamma'(s) \cdot \Lambda'(t) k(\Gamma(s), \Lambda(t)) dt ds$$

and we consider a smooth variation of the curve Γ , denoted by $\delta\Gamma$. Then, for h small, we have

$$\begin{aligned} I(h) &= \frac{H(\Gamma + h\delta\Gamma, \Lambda) - H(\Gamma, \Lambda)}{h} = \int_{\mathbb{S}^1} \int_{\mathbb{S}^1} (\Gamma'(s) \cdot \Lambda'(t)) (\nabla_1 k(\Gamma(s), \Lambda(t)) \cdot \delta\Gamma(s)) dt ds \\ &\quad + \int_{\mathbb{S}^1} \int_{\mathbb{S}^1} \delta\Gamma'(s) \cdot \Lambda'(t) k(\Gamma(s), \Lambda(t)) dt ds + o(h) \end{aligned}$$

and integrating by parts we obtain

$$\begin{aligned} I(h) &= \int_{\mathbb{S}^1} \int_{\mathbb{S}^1} (\Gamma'(s) \cdot \Lambda'(t)) (\nabla_1 k(\Gamma(s), \Lambda(t)) \cdot \delta\Gamma(s)) dt ds \\ &\quad - \int_{\mathbb{S}^1} \int_{\mathbb{S}^1} (\delta\Gamma(s) \cdot \Lambda'(t)) (\nabla_1 k(\Gamma(s), \Lambda(t)) \cdot \Gamma'(s)) dt ds + o(h) \end{aligned}$$

which can be written as

$$I(h) = \int_{\mathbb{S}^1} \int_{\mathbb{S}^1} [\nabla_1 k(\Gamma(s), \Lambda(t))^t (\delta\Gamma(s) \otimes \Gamma'(s) - \Gamma'(s) \otimes \delta\Gamma(s)) \Lambda'(t)] dt ds + o(h) \quad (5.6)$$

$$\text{where } v \otimes w = vw^t, \quad \forall v, w \in \mathbb{R}^2.$$

Now, writing $\delta\Gamma(s)$ with respect to the basis $\{\mathbf{t}_\Gamma(s), \mathbf{n}_\Gamma(s)\}$ and reminding that $\Gamma'(s) = |\Gamma'(s)|\mathbf{t}_\Gamma(s)$, we can show that the matrix

$$M(s) = \delta\Gamma(s) \otimes \Gamma'(s) - \Gamma'(s) \otimes \delta\Gamma(s) = |\Gamma'(s)| (\delta\Gamma(s) \cdot \mathbf{n}_\Gamma(s)) (\mathbf{n}_\Gamma(s) \otimes \mathbf{t}_\Gamma(s) - \mathbf{t}_\Gamma(s) \otimes \mathbf{n}_\Gamma(s))$$

acts as

$$M(s)(v) = -|\Gamma'(s)| (\delta\Gamma(s) \cdot \mathbf{n}_\Gamma(s)) v^\perp, \quad \forall v \in \mathbb{R}^2. \quad (5.7)$$

Then, by (5.6) and (5.7), we obtain

$$I(h) = - \int_{\mathbb{S}^1} \int_{\mathbb{S}^1} (\delta\Gamma(s) \cdot \mathbf{n}_\Gamma(s)) (\nabla_1 k(\Gamma(s), \Lambda(t)) \cdot \Lambda'(t)^\perp) dt |\Gamma'(s)| ds + o(h).$$

Finally, as $h \rightarrow 0$, we obtain the $L^2(\Gamma)$ -gradient of $H(\Gamma, \Lambda)$ is given by

$$-\mathbf{n}_\Gamma(s) \int_{\mathbb{S}^1} \mathbf{n}_\Lambda(t) \cdot \nabla_1 k(\Gamma(s), \Lambda(t)) d\Lambda(t)$$

that represents the second term in (5.5). For the first term we need to apply the same argument to calculate the gradient of $H(\Gamma, \Gamma)$. \square

5.3 Matching Flow

In this section, we use $H = W^{1,2}(\mathbb{S}^1, \mathbb{R}^2)$. In order to minimize E on \mathcal{B} we consider the scheme (2.7), that defines $\{\Gamma_k\}$ for $k > 0$ as

$$\Gamma_{k+1} = \Gamma_k - \tau_k \nabla_{R_{\Gamma_k}} E(\Gamma_k) \quad (5.8)$$

where Γ_0 is the input curve to be matched to Λ , $\nabla_{R_{\Gamma_k}} E$ is defined by (4.11) (using $H = W^{1,2}(S_1, \mathbb{R}^2)$) and $\tau_k > 0$ is a step size, that satisfies the Wolfe rule (2.8). We prove the following convergence theorem for the method:

Proposition 5.2. The $W^{1,2}$ -gradient of the energy functional E is Lipschitz on every convex set of curves of bounded length.

Proof. We remark that we choose $W^{1,2}(\mathbb{S}^1, \mathbb{R}^2)$ as ambient space and, moreover, we have

$$\nabla_{W^{1,2}} E = K \nabla_{L^2} E, \quad (5.9)$$

where we have denoted K the inverse of the isomorphism between $W^{1,2}$ and its dual. Then it suffices to prove the proposition for the L^2 -gradient. For a sake of clarity, we separate the proof in several steps.

Continuity of the energy and the gradient. By the dominated convergence theorem, we have that H and E are continuous with respect to the $BV^2(S_1, \mathbb{R}^2)$ -topology.

Note that

$$\begin{aligned} \langle \nabla_{L^2(\Gamma)} E(\Gamma), \Phi \rangle_{L^2(\Gamma)} &= \int_{\mathbb{S}^1} \Gamma'(s)^\perp \cdot \Phi(s) \int_{\mathbb{S}^1} \Gamma'(t)^\perp \cdot \nabla_1 k(\Gamma(s), \Gamma(t)) dt ds \\ &\quad - \int_{\mathbb{S}^1} \Gamma'(s)^\perp \cdot \Phi(s) \int_{\mathbb{S}^1} \Lambda'(t)^\perp \cdot \nabla_1 k(\Gamma(s), \Lambda(t)) dt ds \end{aligned}$$

where $(x, y)^\perp = (-y, x)$ for every $(x, y) \in \mathbb{R}^2$.

Then E is non-negative and C^1 with respect to the BV^2 topology on \mathcal{B} and the gradient is continuous with respect to the $W^{1,2}(\mathbb{S}^1, \mathbb{R}^2)$ -ambient topology.

Condition (2.9). We detail the proof for the term of the gradient depending on both Γ and Λ . For the other term the proof is similar. For every couple of curves (Γ, Λ) , we introduce the following function

$$\mathcal{I}(\Gamma, \Lambda)(s) = \int_{\mathbb{S}^1} \mathbf{n}_\Lambda(t) \cdot \nabla_1 k(\Gamma(s), \Lambda(t)) d\Lambda(t) = \int_{\mathbb{S}^1} \Lambda'(t)^\perp \cdot \nabla_1 k(\Gamma(s), \Lambda(t)) dt.$$

It suffices just to prove that there exists $L > 0$ such that

$$\|\Gamma_1'^{\perp} \mathcal{J}(\Gamma_1, \Lambda) - \Gamma_2'^{\perp} \mathcal{J}(\Gamma_2, \Lambda)\|_{L^2(\mathbb{S}^1, \mathbb{R}^2)} \leq L \|\Gamma_1 - \Gamma_2\|_{W^{1,2}(\mathbb{S}^1, \mathbb{R}^2)}$$

for every couple of curves $(\Gamma_1, \Gamma_2) \in BV^2(\mathbb{S}^1, \mathbb{R}^2)$. We have

$$\|\Gamma_1'^{\perp} \mathcal{J}(\Gamma_1, \Lambda) - \Gamma_2'^{\perp} \mathcal{J}(\Gamma_2, \Lambda)\|_{L^2(\mathbb{S}^1, \mathbb{R}^2)} = \|\Gamma_1' \mathcal{J}(\Gamma_1, \Lambda) - \Gamma_2' \mathcal{J}(\Gamma_2, \Lambda)\|_{L^2(\mathbb{S}^1, \mathbb{R}^2)}$$

and

$$\|\Gamma_1' \mathcal{J}(\Gamma_1, \Lambda) - \Gamma_2' \mathcal{J}(\Gamma_2, \Lambda)\|_{L^2(\mathbb{S}^1, \mathbb{R}^2)} \leq \|\Gamma_1' \mathcal{J}(\Gamma_1, \Lambda) - \Gamma_1' \mathcal{J}(\Gamma_2, \Lambda)\|_{L^2(\mathbb{S}^1, \mathbb{R}^2)} \quad (5.10)$$

$$+ \|\Gamma_1' \mathcal{J}(\Gamma_2, \Lambda) - \Gamma_2' \mathcal{J}(\Gamma_2, \Lambda)\|_{L^2(\mathbb{S}^1, \mathbb{R}^2)}, \quad (5.11)$$

Note that

$$\|\mathcal{J}(\Gamma, \Lambda)\|_{L^\infty(\mathbb{S}^1, \mathbb{R}^2)} \leq \alpha \|\Lambda'\|_{L^1(\mathbb{S}^1, \mathbb{R}^2)}, \quad (5.12)$$

where $\alpha = \sup_{x,y \in \mathbb{R}^2} |\nabla_1 k(x, y)|$. Now, we have

$$\begin{aligned} \|\Gamma_1'[\mathcal{J}(\Gamma_1, \Lambda) - \mathcal{J}(\Gamma_2, \Lambda)]\|_{L^2(\mathbb{S}^1, \mathbb{R}^2)}^2 &\leq \|\Gamma_1'\|_{L^1(\mathbb{S}^1, \mathbb{R}^2)}^2 \|\mathcal{J}(\Gamma_1, \Lambda) - \mathcal{J}(\Gamma_2, \Lambda)\|_{L^\infty(\mathbb{S}^1, \mathbb{R}^2)}^2 \\ &\leq \|\Gamma_1'\|_{L^1(\mathbb{S}^1, \mathbb{R}^2)}^2 \|\Lambda'\|_{L^1(\mathbb{S}^1, \mathbb{R}^2)}^2 \sup_{s \in \mathbb{S}^1} \int_{\mathbb{S}^1} |\nabla_1 k(\Gamma_1(s), \Lambda(t)) - \nabla_1 k(\Gamma_2(s), \Lambda(t))|^2 dt \\ &\leq \frac{\|\Gamma_1'\|_{L^1(\mathbb{S}^1, \mathbb{R}^2)}^2 \|\Lambda'\|_{L^1(\mathbb{S}^1, \mathbb{R}^2)}^2}{\sigma^2} \sup_{s \in \mathbb{S}^1} \|\Gamma_1(s) - \Gamma_2(s)\|^2, \end{aligned}$$

where we used the fact that re^{-r^2} is 1-Lipschitz continuous (given by a straightforward derivative calculation). Then, as $W^{1,2}(\mathbb{S}^1, \mathbb{R}^2)$ is continuously embedded in $L^\infty(\mathbb{S}^1, \mathbb{R}^2)$, we get

$$\|\Gamma_1'[\mathcal{J}(\Gamma_1, \Lambda) - \mathcal{J}(\Gamma_2, \Lambda)]\|_{L^2(\mathbb{S}^1, \mathbb{R}^2)}^2 \leq C_1 \|\Lambda'\|_{L^1(\mathbb{S}^1, \mathbb{R}^2)}^2 \|\Gamma_1 - \Gamma_2\|_{W^{1,2}(\mathbb{S}^1, \mathbb{R}^2)}^2 \quad (5.13)$$

where $C_1 = \|\Gamma_1'\|_{L^1(\mathbb{S}^1, \mathbb{R}^2)}^2 C_0^2 / \sigma^2$ (C_0 denotes here the constant of the embedding of $W^{1,2}(\mathbb{S}^1, \mathbb{R}^2)$ in $L^\infty(\mathbb{S}^1, \mathbb{R}^2)$) so that $\|\Gamma\|_{L^\infty(\mathbb{S}^1, \mathbb{R}^2)} \leq C_0 \|\Gamma\|_{W^{1,2}(\mathbb{S}^1, \mathbb{R}^2)}$.

Moreover, by (5.12), we have

$$\|\Gamma_1' \mathcal{J}(\Gamma_2, \Lambda) - \Gamma_2' \mathcal{J}(\Gamma_2, \Lambda)\|_{L^2(\mathbb{S}^1, \mathbb{R}^2)}^2 \leq \alpha^2 \|\Lambda'\|_{L^1(\mathbb{S}^1, \mathbb{R}^2)}^2 \|\Gamma_1' - \Gamma_2'\|_{L^2(\mathbb{S}^1, \mathbb{R}^2)}^2$$

which implies

$$\|\Gamma_1' \mathcal{J}(\Gamma_2, \Lambda) - \Gamma_2' \mathcal{J}(\Gamma_2, \Lambda)\|_{L^2(\mathbb{S}^1, \mathbb{R}^2)}^2 \leq C_2 \|\Gamma_1 - \Gamma_2\|_{W^{1,2}(\mathbb{S}^1, \mathbb{R}^2)}^2 \quad (5.14)$$

where $C_2 = \alpha^2 \|\Lambda'\|_{L^1(\mathbb{S}^1, \mathbb{R}^2)}^2$. Then, by (5.10), (5.13) and (5.14), the $W^{1,2}$ -gradient of the energy verifies (2.9) on every convex set of curves of bounded length. This guarantees actually that the constant C_1 is uniformly bounded and we can define the Lipschitz constant. \square

Therefore, the application of Theorem 2.5 on convex sets of curves of bounded length gives

Corollary 5.3. Under the assumption that the lengths of Γ_k are bounded, every accumulation point of $\{\Gamma_k\}$ in $\mathcal{B} = BV^2(\mathbb{S}^1, \mathbb{R}^2)$ is a critical point of E .

Remark 5.4. We were not able to relax the boundedness assumption although this seems rather plausible under the assumptions that the initial and target curves are in $BV^2(\mathbb{S}^1, \mathbb{R}^2)$. The result of the corollary is however relatively weak in the sense that it is difficult to check numerically the convergence in $BV^2(\mathbb{S}^1, \mathbb{R}^2)$.

6 Discretization

This section discretizes Problem (4.11) using finite elements in order to calculate numerically the Finsler gradient flow. We define a n -dimensional sub-space $\mathcal{B}_n \subset \mathcal{B}$ of piecewise linear curves. The embedding $\mathcal{B}_n \subset \mathcal{B}$ defines a natural finite dimensional Riemannian and Finsler structure on \mathcal{B}_n inherited from the ones of \mathcal{B} . This allows us to apply our Finsler gradient flow in finite dimension to approximate the original infinite dimensional Finsler flow.

6.1 Finite Elements Spaces

Notations. In the following, to ease the notation, we identify \mathbb{R}^2 with \mathbb{C} and \mathbb{S}^1 with $[0, 1]$ using periodic boundary conditions. The canonical inner produced on \mathbb{C}^n is

$$\langle \tilde{f}, \tilde{g} \rangle_{\mathbb{C}^n} = \sum_{i=1}^n \langle \tilde{f}_i, \tilde{g}_i \rangle = \sum_{i=1}^n \text{Real}(\tilde{f}_i \overline{\tilde{g}_i}), \quad \forall \tilde{f}, \tilde{g} \in \mathbb{C}^n, \quad (6.1)$$

where we denote by $\overline{\tilde{g}_i}$ the conjugate of \tilde{g}_i .

Piecewise affine finite elements. We consider the space $\mathbb{P}_{1,n}$ of the finite elements on $[0, 1]$ (with periodic boundary conditions) of order one with n equispaced nodes. A basis of $\mathbb{P}_{1,n}$ is defined as

$$\begin{aligned} \xi_i(s) &= \max \left\{ 0, 1 - n \left| s - \frac{i}{n} \right| \right\} \quad s \in [0, 1], \quad \forall i = 1, \dots, n-1 \\ \xi_n(s) &= \max \{0, 1 - n |s|\} + \max \{0, 1 - n |s - 1|\}, \quad s \in [0, 1]. \end{aligned}$$

Every $f \in \mathbb{P}_{1,n}$ can be written as

$$f = \sum_{i=1}^n \tilde{f}_i \xi_i, \quad \tilde{f}_i \in \mathbb{C} \quad (6.2)$$

with $\tilde{f}_i = f(i/n) \in \mathbb{C}$ for every i . We denote by $\tilde{f} = (\tilde{f}_1, \dots, \tilde{f}_n) \in \mathbb{C}^n$ the coordinates of f with respect to the basis $\{\xi_i\}_{i=1, \dots, n}$. Remark that there exists a bijection between $\mathbb{P}_{1,n}$ and \mathbb{C}^n , defined by the following operator

$$P_1 : \tilde{f} = (\tilde{f}_1, \dots, \tilde{f}_n) \in \mathbb{C}^n \mapsto P_1(\tilde{f}) = f \in \mathbb{P}_{1,n} \text{ s.t. } f = \sum_{i=1}^n \tilde{f}_i \xi_i. \quad (6.3)$$

The forward and backward finite differences operators are defined as

$$\begin{aligned} \Delta^+ : \mathbb{C}^n &\rightarrow \mathbb{C}^n, & \Delta^+(\tilde{f})_i &= n(\tilde{f}_{i+1} - \tilde{f}_i), \\ \Delta^- : \mathbb{C}^n &\rightarrow \mathbb{C}^n, & \Delta^-(\tilde{f})_i &= n(\tilde{f}_i - \tilde{f}_{i-1}), \end{aligned} \quad (6.4)$$

Piecewise constant finite elements. For every $f \in \mathbb{P}_{1,n}$, (6.2) implies that first derivative $\frac{df}{ds}$ belongs to $\mathbb{P}_{0,n} \subset BV([0, 1], \mathbb{R}^2)$, where $\mathbb{P}_{0,n}$ is the class of the piecewise constant functions with n equispaced nodes. A basis of $\mathbb{P}_{0,n}$ is defined by

$$\zeta_i(s) = \mathbb{I}_{[\frac{i}{n}, \frac{i+1}{n}]}(s) \quad \forall i = 1, \dots, n-1, \quad \zeta_n(s) = \mathbb{I}_{[0, \frac{1}{n}]}(s),$$

where \mathbb{I}_A is the characteristic function of a set A , and with $s \in [0, 1]$. Then, the first derivative of f can be written as

$$\frac{df}{ds} = \sum_{i=1}^n \Delta^+(f)_i \zeta_i. \quad (6.5)$$

We finally define the following bijection between $\mathbb{P}_{0,n}$ and \mathbb{C}^n :

$$P_0 : \tilde{f} = (\tilde{f}_1, \dots, \tilde{f}_n) \in \mathbb{C}^n \mapsto P_0(\tilde{f}) = f \in \mathbb{P}_{0,n} \text{ s.t. } f = \sum_{i=1}^n \tilde{f}_i \zeta_i. \quad (6.6)$$

6.2 Finite Element Spaces of Curves

Discretized curves. The discrete space of curves is defined as $\mathcal{B}_n = \mathbb{P}_{1,n} \subset \mathcal{B}$ and every curve $\Gamma \in \mathcal{B}_n$ can be written as

$$\Gamma = \sum_{i=1}^n \tilde{\Gamma}_i \xi_i, \quad \tilde{\Gamma}_i = \Gamma(i/n) \in \mathbb{C} \quad (6.7)$$

where the vector $\tilde{\Gamma} = P_1^{-1}(\Gamma) = (\tilde{\Gamma}_1, \dots, \tilde{\Gamma}_n) \in \mathbb{C}^n$ contains the coefficients of Γ in the finite element basis. By (6.5) the tangent and normal vectors (3.3) to $\Gamma \in \mathcal{B}_n$ are computed as

$$\mathbf{t}_\Gamma = \sum_{i=1}^n \frac{\Delta^+(\tilde{\Gamma})_i}{|\Delta^+(\tilde{\Gamma})_i|} \zeta_i, \quad \mathbf{n}_\Gamma(i) = \mathbf{t}_\Gamma(i)^\perp, \quad (6.8)$$

where $(x, y)^\perp = (-y, x)$ for all $(x, y) \in \mathbb{R}^2$. In particular we have

$$\frac{d\Gamma}{ds} = \sum_{i=1}^n \Delta^+(\tilde{\Gamma})_i \zeta_i. \quad (6.9)$$

Discretized tangent spaces. For every $\Gamma \in \mathcal{B}_n$, the discrete tangent space to \mathcal{B}_n at Γ is defined as $T_\Gamma \mathcal{B}_n = \mathcal{B}_n$ equipped with the inner product $\langle \cdot, \cdot \rangle_{H^1(\Gamma)}$. Every vector field $\Phi \in T_\Gamma \mathcal{B}_n$ can be written as

$$\Phi = \sum_{i=1}^n \tilde{\Phi}_i \xi_i, \quad \tilde{\Phi}_i = \Phi(i/n) \in \mathbb{C} \quad (6.10)$$

where $\tilde{\Phi} = (\tilde{\Phi}_1, \dots, \tilde{\Phi}_n) \in \mathbb{C}^n$ are the coordinates of Φ with respect to the basis of $\mathbb{P}_{1,n}$.

By identifying every vector field $\Phi \in T_\Gamma \mathcal{B}_n$ with its coordinates $\tilde{\Phi}$, the tangent space can be identified with \mathbb{C}^n . In particular we have

$$\frac{d\Phi}{d\Gamma} = \sum_{i=1}^n \frac{\Delta^+(\tilde{\Phi})_i}{|\Delta^+(\tilde{\Gamma})_i|} \zeta_i. \quad (6.11)$$

Moreover, \mathbb{C}^n can be equipped with the following Riemannian metric:

Definition 6.1 (Discrete inner product). We define $\ell^2(\tilde{\Gamma})$ and $h^1(\tilde{\Gamma})$ as the set \mathbb{C}^n equipped with the following inner products respectively

$$\langle \tilde{\Phi}, \tilde{\Psi} \rangle_{\ell^2(\tilde{\Gamma})} = \langle P_1(\tilde{\Phi}), P_1(\tilde{\Psi}) \rangle_{L^2(\Gamma)}, \quad (6.12)$$

$$\langle \tilde{\Phi}, \tilde{\Psi} \rangle_{h^1(\tilde{\Gamma})} = \langle P_1(\tilde{\Phi}), P_1(\tilde{\Psi}) \rangle_{H^1(\Gamma)}. \quad (6.13)$$

We now give the explicit formulas for the products (6.12) and (6.13), which are useful for computational purposes.

Proposition (6.2) details the relationship between the product (6.12) and the canonical inner product on \mathbb{C}^n defined by (6.1). For this purpose, we define the mass matrix $M_{\tilde{\Gamma}} \in \mathbb{R}^{n \times n}$ as

$$M_{\tilde{\Gamma}} = \sum_{i=1}^n |\Delta^+(\tilde{\Gamma})_i| M^i \quad \text{where} \quad M_{h,j}^i = \int_{i/n}^{(i+1)/n} \xi_h \xi_j. \quad (6.14)$$

The elements of the matrices $M^i \in \mathbb{R}^{n \times n}$ for $i = 1, \dots, n$ are equal to zero excepted for the following block:

$$\begin{pmatrix} M_{i,i}^i & M_{i,i+1}^i \\ M_{i+1,i}^i & M_{i+1,i+1}^i \end{pmatrix} = \frac{1}{6n} \begin{pmatrix} 2 & 1 \\ 1 & 2 \end{pmatrix},$$

where the indices $i-1$ and $i+1$ should be understood modulo n .

Proposition 6.2. For all $\tilde{\Psi}, \tilde{\Phi}$ in \mathbb{C}^n , one has

$$\langle \tilde{\Phi}, \tilde{\Psi} \rangle_{\ell^2(\tilde{\Gamma})} = \langle \tilde{\Phi}, M_{\tilde{\Gamma}} \tilde{\Psi} \rangle_{\mathbb{C}^n}, \quad (6.15)$$

where $M_{\tilde{\Gamma}}$ is the mass matrix defined in (6.14).

Proof. Denoting $\Phi = P_1(\tilde{\Phi})$ and $\Psi = P_1(\tilde{\Psi})$, (6.10) and (6.9) imply that

$$\langle \Phi, \Psi \rangle_{L^2(\Gamma)} = \int_0^1 \Phi \cdot \Psi d\Gamma(s) = \sum_{i=1}^n |\Delta^+(\tilde{\Gamma})_i| \int_{i/n}^{(i+1)/n} \left(\sum_{j=1}^n \tilde{\Phi}_j \xi_j \cdot \sum_{h=1}^n \tilde{\Psi}_h \xi_h \right) ds.$$

Then, since (6.12), we have

$$\langle \tilde{\Phi}, \tilde{\Psi} \rangle_{\ell^2(\tilde{\Gamma})} = \sum_{i=1}^n |\Delta^+(\tilde{\Gamma})_i| \langle \tilde{\Phi}, M^i \tilde{\Psi} \rangle_{\mathbb{C}^n} = \langle \tilde{\Phi}, M_{\tilde{\Gamma}} \tilde{\Psi} \rangle_{\mathbb{C}^n} \quad (6.16)$$

where $M_{\tilde{\Gamma}}$ is mass matrix (6.14). \square

Next proposition details the relationship between the product (6.13) and the canonical inner product on \mathbb{C}^n . To this end, we introduce the matrix $N_{\tilde{\Gamma}} \in \mathbb{R}^{n \times n}$ defined by

$$N_{\tilde{\Gamma}} = \sum_{i=1}^n |\Delta^+(\tilde{\Gamma})_i| N^i \quad \text{where} \quad N_{h,j}^i = \frac{1}{|\Delta^+(\tilde{\Gamma})_j| |\Delta^+(\tilde{\Gamma})_h|} \int_{i/n}^{(i+1)/n} \frac{d\xi_h}{ds} \cdot \frac{d\xi_j}{ds}. \quad (6.17)$$

The elements of the matrices $N^i \in \mathbb{R}^{n \times n}$ for $i = 1, \dots, n$ are equal to zero excepted for the following block:

$$\begin{pmatrix} N_{i,i}^i & N_{i,i+1}^i \\ N_{i+1,i}^i & N_{i+1,i+1}^i \end{pmatrix} = n \begin{pmatrix} \frac{1}{|\Delta^+(\tilde{\Gamma})_i|^2} & -\frac{1}{|\Delta^+(\tilde{\Gamma})_i| |\Delta^+(\tilde{\Gamma})_{i+1}|} \\ -\frac{1}{|\Delta^+(\tilde{\Gamma})_i| |\Delta^+(\tilde{\Gamma})_{i+1}|} & \frac{1}{|\Delta^+(\tilde{\Gamma})_{i+1}|^2} \end{pmatrix}.$$

Proposition 6.3. For all $\tilde{\Psi}, \tilde{\Phi}$ in \mathbb{C}^n , one has

$$\langle \tilde{\Phi}, \tilde{\Psi} \rangle_{h^1(\tilde{\Gamma})} = \langle \tilde{\Phi}, U_{\tilde{\Gamma}} \tilde{\Psi} \rangle_{\mathbb{C}^n}, \quad (6.18)$$

where $U_{\tilde{\Gamma}}$ is the mass matrix defined by

$$U_{\tilde{\Gamma}} = M_{\tilde{\Gamma}} + N_{\tilde{\Gamma}}, \quad (6.19)$$

where $M_{\tilde{\Gamma}}, N_{\tilde{\Gamma}}$ are the matrix (6.14) and (6.17) respectively. We point out that, since $U_{\tilde{\Gamma}}$ is a matrix of inner product in a basis, it is always invertible.

Proof. Denoting $\Phi = P_1(\tilde{\Phi})$ and $\Psi = P_1(\tilde{\Psi})$, (6.10) implies

$$\left\langle \frac{d\Phi}{d\Gamma}, \frac{d\Psi}{d\Gamma} \right\rangle_{L^2(\Gamma)} = \sum_{i=1}^n |\Delta^+(\tilde{\Gamma})_i| \int_{i/n}^{(i+1)/n} \left(\sum_{j=1}^n \frac{\tilde{\Phi}_j}{|\Delta^+(\tilde{\Gamma})_j|} \frac{d\zeta_j}{ds} \cdot \sum_{h=1}^n \frac{\tilde{\Psi}_h}{|\Delta^+(\tilde{\Gamma})_h|} \frac{d\zeta_h}{ds} \right) ds.$$

Then, by previous proposition, we have

$$\langle \tilde{\Phi}, \tilde{\Psi} \rangle_{h^1(\tilde{\Gamma})} = \langle \tilde{\Phi}, M_{\tilde{\Gamma}} \tilde{\Psi} \rangle_{\mathbb{C}^n} + \langle \tilde{\Phi}, N_{\tilde{\Gamma}} \tilde{\Psi} \rangle_{\mathbb{C}^n}$$

where $M_{\tilde{\Gamma}}, N_{\tilde{\Gamma}}$ are the matrix (6.14) and (6.17) respectively. □

6.3 Discrete Finsler Flow

The initial optimization (2.1) is discretized by restricting the minimization to the space \mathcal{B}_n , which corresponds to the following finite dimensional optimization

$$\min_{\tilde{\Gamma} \in \mathbb{C}^n} \tilde{E}(\tilde{\Gamma}), \quad (6.20)$$

where $\tilde{E}(\tilde{\Gamma})$ approximates $E(P_1(\tilde{\Gamma}))$.

The discrete Finsler gradient is obtained in a similar way by restricting the optimization (2.3) to \mathcal{B}_n

$$\nabla_{\tilde{R}_{\tilde{\Gamma}}} \tilde{E}(\tilde{\Gamma}) \in \operatorname{argmin}_{\tilde{\Phi} \in \mathcal{L}_{\tilde{\Gamma}}} \tilde{R}_{\tilde{\Gamma}}(\tilde{\Phi}), \quad (6.21)$$

where the discrete penalty reads

$$\tilde{R}_{\tilde{\Gamma}}(\tilde{\Phi}) = R_{P_1(\tilde{\Gamma})}(P_1(\tilde{\Phi})) \quad (6.22)$$

and, as discrete constraint, we set

$$\tilde{\mathcal{L}}_{\tilde{\Gamma}} = \left\{ \tilde{\Phi} \in \mathbb{C}^n : \|\tilde{\Pi}_{\tilde{\Gamma}}(\nabla_{h^1(\tilde{\Gamma})} \tilde{E}(\tilde{\Gamma}) - \tilde{\Phi})\|_{h^1(\tilde{\Gamma})} \leq \rho \|\tilde{\Pi}_{\tilde{\Gamma}}(\nabla_{h^1(\tilde{\Gamma})} \tilde{E}(\tilde{\Gamma}))\|_{h^1(\tilde{\Gamma})} \right\}. \quad (6.23)$$

The Finsler flow discretizing the original one (2.2) reads

$$\tilde{\Gamma}_{k+1} = \tilde{\Gamma}_k - \tau_k \nabla_{\tilde{R}_{\tilde{\Gamma}_k}} \tilde{E}(\tilde{\Gamma}_k). \quad (6.24)$$

where $\tau_k > 0$ is chosen following the Wolfe rule (2.8).

The following sections detail how to compute this flow for the particular case of the curve matching energy introduced in Section 5.

6.4 Discrete Energy

Exact energy for piecewise affine curves. For curves $\Gamma = P_1(\tilde{\Gamma})$ and $\Lambda = P_1(\tilde{\Lambda})$ in \mathcal{B}_n , the energy $E(\Gamma)$ defined in (5.4)

$$E(\Gamma) = \frac{1}{2}\mathcal{H}(\Gamma, \Gamma) - \mathcal{H}(\Gamma, \Lambda) + \frac{1}{2}\mathcal{H}(\Lambda, \Lambda)$$

can be computed as

$$\mathcal{H}(\Gamma, \Lambda) = \sum_{i=1}^n \sum_{j=1}^n \langle \Delta^+(\tilde{\Gamma})_i, \Delta^+(\tilde{\Lambda})_j \rangle T(\tilde{\Gamma}, \tilde{\Lambda})_{i,j}$$

$$\text{where } T(\tilde{\Gamma}, \tilde{\Lambda})_{i,j} = \int_{\frac{i-1}{n}}^{\frac{i}{n}} \int_{\frac{j-1}{n}}^{\frac{j}{n}} k(\Gamma(s), \Lambda(t)) d\Gamma(s) d\Lambda(t).$$

Approximate energy for piecewise affine curves. In general there is no closed form expression for the operator T , so that, to enable a direct computation of the energy and its gradient, we use a first order approximation with a trapezoidal quadrature formula

$$\tilde{T}(\tilde{\Gamma}, \tilde{\Lambda})_{i,j} = \frac{1}{4}(k(\tilde{\Gamma}_i, \tilde{\Lambda}_j) + k(\tilde{\Gamma}_{i+1}, \tilde{\Lambda}_j) + k(\tilde{\Gamma}_i, \tilde{\Lambda}_{j+1}) + k(\tilde{\Gamma}_{i+1}, \tilde{\Lambda}_{j+1})).$$

One thus has the approximation

$$\tilde{T}(\tilde{\Gamma}, \tilde{\Lambda})_{i,j} = T(\tilde{\Gamma}, \tilde{\Lambda})_{i,j} + O(1/n^2).$$

This defines the discrete energy \tilde{E} on \mathbb{C}^n as

$$\tilde{E}(\tilde{\Gamma}) = \frac{1}{2}\tilde{\mathcal{H}}(\tilde{\Gamma}, \tilde{\Gamma}) - \tilde{\mathcal{H}}(\tilde{\Gamma}, \tilde{\Lambda}) + \frac{1}{2}\tilde{\mathcal{H}}(\tilde{\Lambda}, \tilde{\Lambda}) \quad (6.25)$$

$$\text{where } \tilde{\mathcal{H}}(\tilde{\Gamma}, \tilde{\Lambda}) = \sum_{i=1}^n \sum_{j=1}^n \langle \Delta^+(\tilde{\Gamma})_i, \Delta^+(\tilde{\Lambda})_j \rangle \tilde{T}(\tilde{\Gamma}, \tilde{\Lambda})_{i,j}$$

Discrete h^1 -gradient. The following proposition gives the formula to calculate the gradient of \tilde{E} with respect to inner product (6.12).

Proposition 6.4. The gradient of \tilde{E} at $\tilde{\Gamma}$ with respect to the metric defined by the inner product (6.12) is

$$\nabla_{h^1(\tilde{\Gamma})} \tilde{E}(\tilde{\Gamma}) = U_{\tilde{\Gamma}}^{-1} \nabla \tilde{E}(\tilde{\Gamma})$$

where $U_{\tilde{\Gamma}}$ is the rigidity matrix (6.19) and $\nabla \tilde{E}$ the gradient of \tilde{E} for the canonical inner product of \mathbb{C}^n (6.1), which is given by

$$\nabla \tilde{E}(\tilde{\Gamma})_i = \nabla \tilde{\mathcal{H}}(\tilde{\Gamma}, \tilde{\Gamma})_i - \nabla \tilde{\mathcal{H}}(\tilde{\Gamma}, \tilde{\Lambda})_i \quad (6.26)$$

where

$$\begin{aligned} \nabla \tilde{\mathcal{H}}(\tilde{\Gamma}, \tilde{\Lambda})_i &= \frac{1}{4} \sum_{j=1}^n (\tilde{\Gamma}_{i+1} - \tilde{\Gamma}_{i-1})(\tilde{\Lambda}_{j+1} - \tilde{\Lambda}_j) [\nabla_1 k(\tilde{\Gamma}_i, \tilde{\Lambda}_j) + \nabla_1 k(\tilde{\Gamma}_i, \tilde{\Lambda}_{j+1})] \\ &+ \sum_{j=1}^n (\tilde{\Lambda}_{j+1} - \tilde{\Lambda}_j) [T(\tilde{\Gamma}, \tilde{\Lambda})_{i-1,j} - T(\tilde{\Gamma}, \tilde{\Lambda})_{i,j}]. \end{aligned}$$

Proof. The gradient (6.26) of \tilde{E} for the canonical inner product of \mathbb{C}^n can be computed by a straightforward calculation. For every $\tilde{\Phi} \in \mathbb{C}^n$ we have the following expression for the derivative of \tilde{E}

$$D\tilde{E}(\tilde{\Gamma})(\tilde{\Phi}) = \langle \tilde{\Phi}, \nabla_{h^1(\tilde{\Gamma})}\tilde{E}(\tilde{\Gamma}) \rangle_{h^1(\tilde{\Gamma})} = \langle \tilde{\Phi}, \nabla\tilde{E}(\tilde{\Gamma}) \rangle_{\mathbb{C}^n}$$

and, by (6.15), we get

$$\nabla_{h^1(\tilde{\Gamma})}\tilde{E}(\tilde{\Gamma}) = U_{\tilde{\Gamma}}^{-1}\nabla\tilde{E}(\tilde{\Gamma}).$$

□

6.5 Discrete Piecewise-rigid Curve Matching

This section first describes in a general setting the discrete Finsler gradient over finite-element spaces, then specializes it to the piecewise rigid penalty for the matching problem, and lastly gives the explicit formula of the corresponding functionals to be minimized numerically.

Discrete piecewise-rigid penalty. To re-write conveniently the discrete Finsler gradient optimization (6.21), we introduce the following finite-dimensional operators.

Definition 6.5 (Discrete operators). For all $\Gamma = P_1(\tilde{\Gamma})$, $\Phi = P_1(\tilde{\Phi})$ we define

$$\begin{aligned} \tilde{V}_{\tilde{\Gamma}}(\tilde{\Phi}) &= TV_{\Gamma} \left(\frac{d\Phi}{d\Gamma} \cdot \mathbf{n}_{\Gamma} \right) & \tilde{V}_{\tilde{\Gamma}} : \mathbb{C}^n &\rightarrow \mathbb{R} \\ \tilde{L}_{\tilde{\Gamma}}(\tilde{\Phi}) &= P_0^{-1}(L_{\Gamma}^+(\Phi)), & \tilde{L}_{\tilde{\Gamma}} : \mathbb{C}^n &\rightarrow \mathbb{R}^n \\ \tilde{\Pi}_{\tilde{\Gamma}}(\tilde{\Phi}) &= P_0^{-1}(\Pi_{\Gamma}(\Phi)), & \tilde{\Pi}_{\tilde{\Gamma}} : \mathbb{C}^n &\rightarrow \mathbb{C}^n \end{aligned}$$

The following proposition uses these discrete operators to compute the discrete Finsler penalty and constraint defined in (6.22).

Proposition 6.6. One has

$$\tilde{R}_{\tilde{\Gamma}}(\tilde{\Phi}) = \tilde{V}_{\tilde{\Gamma}}(\tilde{\Phi}) + \iota_{\tilde{\mathcal{C}}_{\tilde{\Gamma}}}(\tilde{\Phi}) \quad \text{where} \quad \tilde{\mathcal{C}}_{\tilde{\Gamma}} = \left\{ \tilde{\Phi} \in \mathbb{C}^n : \tilde{L}_{\tilde{\Gamma}}(\tilde{\Phi}) = 0 \right\}. \quad (6.27)$$

Proof. Denoting $\Gamma = P_1(\tilde{\Gamma})$, $\Phi = P_1(\tilde{\Phi})$, by (6.22), we have

$$\tilde{R}_{\tilde{\Gamma}}(\tilde{\Phi}) = R_{\Gamma}(\Phi) = TV_{\Gamma} \left(\frac{d\Phi}{d\Gamma} \cdot \mathbf{n}_{\Gamma} \right) + \iota_{\mathcal{C}_{\Gamma}}(\Phi) = \tilde{V}_{\tilde{\Gamma}}(\tilde{\Phi}) + \iota_{\tilde{\mathcal{C}}_{\tilde{\Gamma}}}(\tilde{\Phi})$$

where

$$\tilde{\mathcal{C}}_{\tilde{\Gamma}} = \left\{ \tilde{\Phi} \in \mathbb{C}^n : \tilde{L}_{\tilde{\Gamma}}(\tilde{\Phi}) = 0 \right\}.$$

□

The following proposition gives explicit formulae for the discrete operators introduced in Definition 6.5.

Proposition 6.7. For every $\tilde{\Gamma}, \tilde{\Phi} \in \mathbb{C}^n$, we consider $\Gamma = P_1(\tilde{\Gamma}) \in \mathcal{B}_n$, $\Phi = P_1(\tilde{\Phi}) \in T_\Gamma \mathcal{B}_n$. One has

$$\tilde{L}_{\tilde{\Gamma}}(\tilde{\Phi})_i = \left\langle \frac{\Delta^+(\tilde{\Phi})_i}{|\Delta^+(\tilde{\Gamma})_i|}, \frac{\Delta^+(\tilde{\Gamma})_i}{|\Delta^+(\tilde{\Gamma})_i|} \right\rangle, \quad (6.28)$$

$$\tilde{\Pi}_{\tilde{\Gamma}}(\tilde{\Phi})(s) = \sum_{i=1}^n \langle \tilde{\Phi}_i \xi_i(s) + \tilde{\Phi}_{i+1} \xi_{i+1}(s), (\tilde{\mathbf{n}}_\Gamma)_i \rangle (\tilde{\mathbf{n}}_\Gamma)_i \zeta_i(s), \quad (6.29)$$

$$\tilde{V}_{\tilde{\Gamma}}(\tilde{\Phi}) = \|\Delta^-(\tilde{H}_{\tilde{\Gamma}}(\tilde{\Phi}))\|_{\ell^1} = \sum_{i=1}^n \left| \tilde{H}_{\tilde{\Gamma}}(\tilde{\Phi})_i - \tilde{H}_{\tilde{\Gamma}}(\tilde{\Phi})_{i-1} \right|, \quad (6.30)$$

$$\text{where } \tilde{H}_{\tilde{\Gamma}}(\tilde{\Phi})_i := \left\langle \frac{\Delta^+(\tilde{\Phi})_i}{|\Delta^+(\tilde{\Gamma})_i|}, (\tilde{\mathbf{n}}_\Gamma)_i \right\rangle \quad (6.31)$$

and where $\tilde{\mathbf{n}}_\Gamma$ denotes the vector of the coordinates of \mathbf{n}_Γ with respect to the basis of \mathbb{P}_0 .

Proof. (Proof of (6.28)) Using (6.5) the first derivative of Φ can be written (with respect to the basis of $\mathbb{P}_{0,n}$) as

$$\frac{d\Phi}{d\Gamma} = \sum_{i=1}^n \frac{\Delta^+(\tilde{\Phi})_i}{|\Delta^+(\tilde{\Gamma})_i|} \zeta_i$$

which implies that

$$L_\Gamma^+(\Phi) = \frac{d\Phi}{d\Gamma} \cdot \mathbf{t}_\Gamma = \sum_{i=1}^n \left\langle \frac{\Delta^+(\tilde{\Phi})_i}{|\Delta^+(\tilde{\Gamma})_i|}, \frac{\Delta^+(\tilde{\Gamma})_i}{|\Delta^+(\tilde{\Gamma})_i|} \right\rangle \zeta_i.$$

Then, by the definitions of $L_\Gamma^{+(-)}$, conditions $L_\Gamma^{+(-)}(\Phi) = 0$ become

$$\left\langle \frac{\Delta^+(\tilde{\Phi})_i}{|\Delta^+(\tilde{\Gamma})_i|}, \frac{\Delta^+(\tilde{\Gamma})_i}{|\Delta^+(\tilde{\Gamma})_i|} \right\rangle = 0 \quad \forall i = 1, \dots, n,$$

which is equivalent to $\tilde{L}_{\tilde{\Gamma}}(\tilde{\Phi}) = 0$.

(Proof of (6.29)) By (6.10) and (6.8), we get

$$\begin{aligned} \Pi_\Gamma(\Phi)(s) &= \left\langle \sum_{i=1}^n \tilde{\Phi}_i \xi_i(s), \sum_{i=1}^n (\tilde{\mathbf{n}}_\Gamma)_i \zeta_i(s) \right\rangle \sum_{i=1}^n (\tilde{\mathbf{n}}_\Gamma)_i \zeta_i(s) \\ &= \sum_{i=1}^n \langle \tilde{\Phi}_i \xi_i(s) + \tilde{\Phi}_{i+1} \xi_{i+1}(s), (\tilde{\mathbf{n}}_\Gamma)_i \rangle (\tilde{\mathbf{n}}_\Gamma)_i \zeta_i(s) \end{aligned}$$

which proves the result.

(Proof of (6.30)) By (6.5) and (6.8), we get

$$\begin{aligned} TV_\Gamma \left(\frac{d\Phi}{d\Gamma} \cdot \mathbf{n}_\Gamma \right) &= TV_\Gamma \left(\sum_{i=1}^n \left\langle \frac{\Delta^+(\tilde{\Phi})_i}{|\Delta^+(\tilde{\Gamma})_i|}, (\tilde{\mathbf{n}}_\Gamma)_i \right\rangle \zeta_i \right) \\ &= \sum_{i=1}^n \left| \tilde{H}_{\tilde{\Gamma}}(\tilde{\Phi})_i - \tilde{H}_{\tilde{\Gamma}}(\tilde{\Phi})_{i-1} \right| \end{aligned}$$

where we used the fact that the total variation for piecewise constant functions coincides with the sum of jumps sizes. \square

6.6 Calculation of the Discrete Finsler Gradient

One can minimize the matching energy \tilde{E} defined in (6.25) using the Finsler flow $\{\tilde{\Gamma}_k\}$ of (6.24). This requires computing at each step k the Finsler gradient (6.21) for the piecewise-rigid penalty $\tilde{R}_{\tilde{\Gamma}}$ defined in (6.27). Solving (6.21) at each step in turn requires the resolution of a finite dimensional convex problem, and the functional to be minimized is explicitly given with closed form formula in Proposition 6.7.

Several convex optimization algorithms can be used to solve (6.21). A convenient method consists in recasting the problem into a second order cone program by introducing additional auxiliary variables $(\tilde{\Phi}, \tilde{S}, \tilde{Z}, \tilde{T})$ as follow

$$\text{Min}_{(\tilde{\Phi}, \tilde{S}, \tilde{Z}, \tilde{T}) \in \mathbb{C}^{2n} \times \mathbb{R}^{2n}} \langle \tilde{Z}, \mathbf{1} \rangle_{\mathbb{C}^n} \quad \text{where} \quad \mathbf{1} = (1, \dots, 1) \in \mathbb{R}^n$$

where the minimum is taken under the following set of affine and conic constraints

$$\begin{aligned} -\tilde{Z}_i &\leq \Delta^-(\tilde{H}_{\tilde{\Gamma}}(\tilde{\Phi}))_i \leq \tilde{Z}_i, & \forall i = 1, \dots, n \\ \tilde{L}_{\tilde{\Gamma}}(\tilde{\Phi}) &= 0 \\ \tilde{S} &= U_{\tilde{\Gamma}}^{1/2}(\tilde{\Pi}_{\tilde{\Gamma}}(\tilde{\Phi}) - \tilde{\Pi}_{\tilde{\Gamma}}(\nabla_{h^1(\tilde{\Gamma})}\tilde{E}(\tilde{\Gamma}))) \\ \langle T, \mathbf{1} \rangle &\leq \rho^2 \|\tilde{\Pi}_{\tilde{\Gamma}}(\nabla_{h^1(\tilde{\Gamma})}\tilde{E}(\tilde{\Gamma}))\|_{h^1(\tilde{\Gamma})}^2 \\ (\tilde{S}_i, \tilde{T}_i) &\in \{(s, t) \in \mathbb{C} \times \mathbb{R} : |s|^2 \leq t\}, & \forall i = 1, \dots, n. \end{aligned}$$

We point out that the variable \tilde{S} is defined by the mass matrix $U_{\tilde{\Gamma}}$ (6.19) because of the relationship (6.18). For the numerical simulation, we use an interior point solver, see [10]. These interior points algorithms are powerful methods to solve medium scale SOCP problems and work remarkably well for n up to several thousands, which is typically the case for the curve matching problem.

7 Numerical Examples

In this section we give some numerical examples to point out the properties of the piecewise rigid Finsler evolution.

It should be noted that the resulting sequence $\{\Gamma_k\}$ depends on the choice of the step sizes $\{\tau_k\}$, which is left to the user and should only comply with the Wolfe conditions (2.8).

Numerically, we observe in practice that choosing small enough step sizes τ_k always provides consistent evolutions. This phenomena is related to the existence of a limiting gradient flow (as highlighted in Remark 2.7), and the depicted evolutions are intended to show an approximation of this flow.

For the numerical examples shown in this section and in Section 8.3, we used a fixed finite element discretization as detailed in Section 6 (with $n = 1280$). This corresponds to imposing a fixed common parameterization of the discretized curves generated by the iterations. Note however that applications to more complicated imaging problems might require re-parameterizing the curves from time to time during the iterations of the gradient descent (2.7). This is important when dealing with complicated shapes since the parameterization might become ill-conditioned, which can deteriorate the numerical accuracy of the scheme.

7.1 Influence of ρ

To exemplify the main properties of the piecewise rigid Finsler flow, we introduce a synthetic example where we replace in the definition (4.11) of the Finsler gradient $\nabla_{R_\Gamma} E(\Gamma)$ (more precisely in the definition (4.10) of the constraint \mathcal{L}_Γ) the L^2 gradient $\nabla_{W^{1,2}(\Gamma)} E(\Gamma)$ by the vector field $F(\Gamma) \in T_\Gamma \mathcal{B}$ defined as

$$F(\Gamma) : s \in \mathbb{S}^1 \mapsto - (5\Gamma_1(s), 1000(\Gamma_2(s) - 1/2)^2) \in \mathbb{R}^2 \tag{7.1}$$

$$\text{where } \Gamma(s) = (\Gamma_1(s), \Gamma_2(s)) \in \mathbb{R}^2.$$

The initial flow associated to this vector field reads

$$\Gamma_{k+1} = \Gamma_k - \tau_k F(\Gamma_k) \tag{7.2}$$

for some small enough time steps $\tau_k > 0$. Such a flow is represented in Figure 1 where $\tau_k = 0.0005$ for every k .

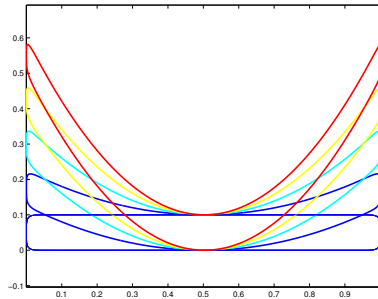


Figure 1: Evolution generated by $-F$.

Figure 2 shows the impact of the parameter ρ on this evolution. As ρ increases, the evolution becomes increasingly piecewise rigid. For ρ large enough, it is globally rigid, i.e. satisfies (4.2) and $\nabla_{R_{\Gamma_k}} E(\Gamma_k) \in \mathcal{R}_{\Gamma_k}$ for all k , where \mathcal{R}_Γ is defined in (4.3).

7.2 Curve Registration

We now give an example of application of the Finsler flow to the curve matching problem described in Section 5. Figure 3 compares the results of the piecewise-rigid Finsler gradient with the Sobolev Riemannian gradient detailed in Remark (2.4) which is very similar to the one introduced in [40, 16].

In order to obtain good matching results, it is important to select the parameters (τ, σ, δ) (see (5.3) and (7.2)) in accordance to the typical size of the features of the curves to be matched. For each method, we have manually tuned the parameters (τ, σ, δ) in order to achieve the best matching results. Choosing a large value of σ and a smaller value for δ is useful to capture shapes with features at different scales, which is the case in our examples.

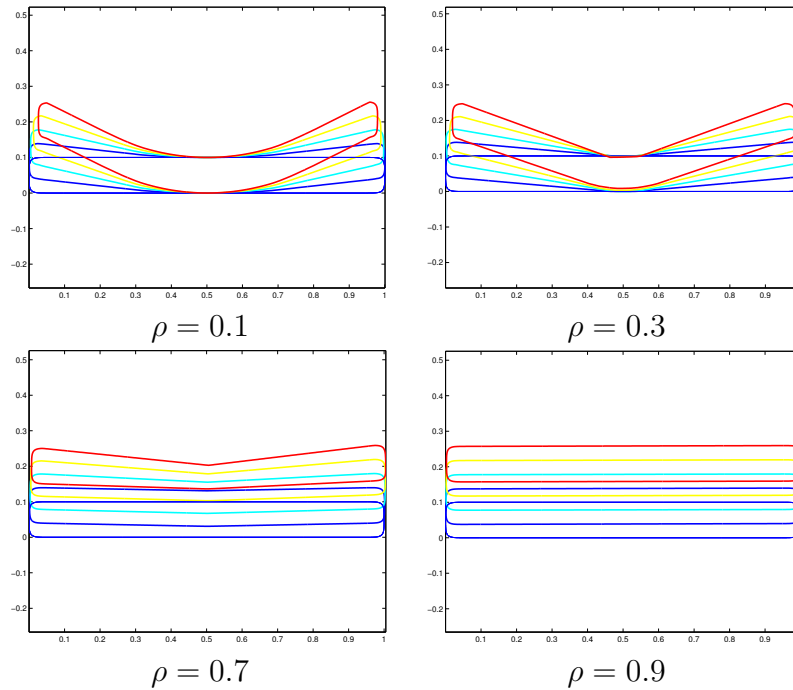


Figure 2: Evolution for different values of ρ .

The piecewise rigid gradient is particularly efficient in this setting where the curves to be matched are naturally obtained by approximate articulations, which are well approximated by piecewise rigid deformations. Note however that our method does not necessitate a prior segmentation of the shape into disjoint areas undergoing rigid motions, i.e. the location of the articulations does not need to be known beforehand. The piecewise rigid matching is obtained solely by minimizing the distance energy $E(\Gamma)$ to the target curve Λ .

The Finsler gradient thus allows to avoid poor local minima and perform an overall good global matching. In contrast the Sobolev gradient flow is trapped in a poor local minimum and the matching has failed. Note, however, that the matching achieved by the Finsler gradient is not perfect. Some local defects near corners are mostly due to the strong constraint $L_\Gamma(\Phi) = 0$ which enforces the exact conservation of the length of the curve. This constraint is alleviated in Section 8, which presents a piecewise similarity Finsler gradient which leads to better matching results.

8 BV^2 -piecewise Similarity Motions

In order to improve the matching results we augment our model by allowing the curve to shrink or to lengthen during the evolution. The idea consists in considering evolution by piecewise similarity motions instead of the rigid deformations considered in Section 4.

8.1 Similarity Curve Deformations

We extend the rigid deformations considered in Section 4.1 to smooth evolutions $t \mapsto \Gamma_t$ following a PDE (4.1) that includes also a global scaling of the space. This evolution is said to obey a

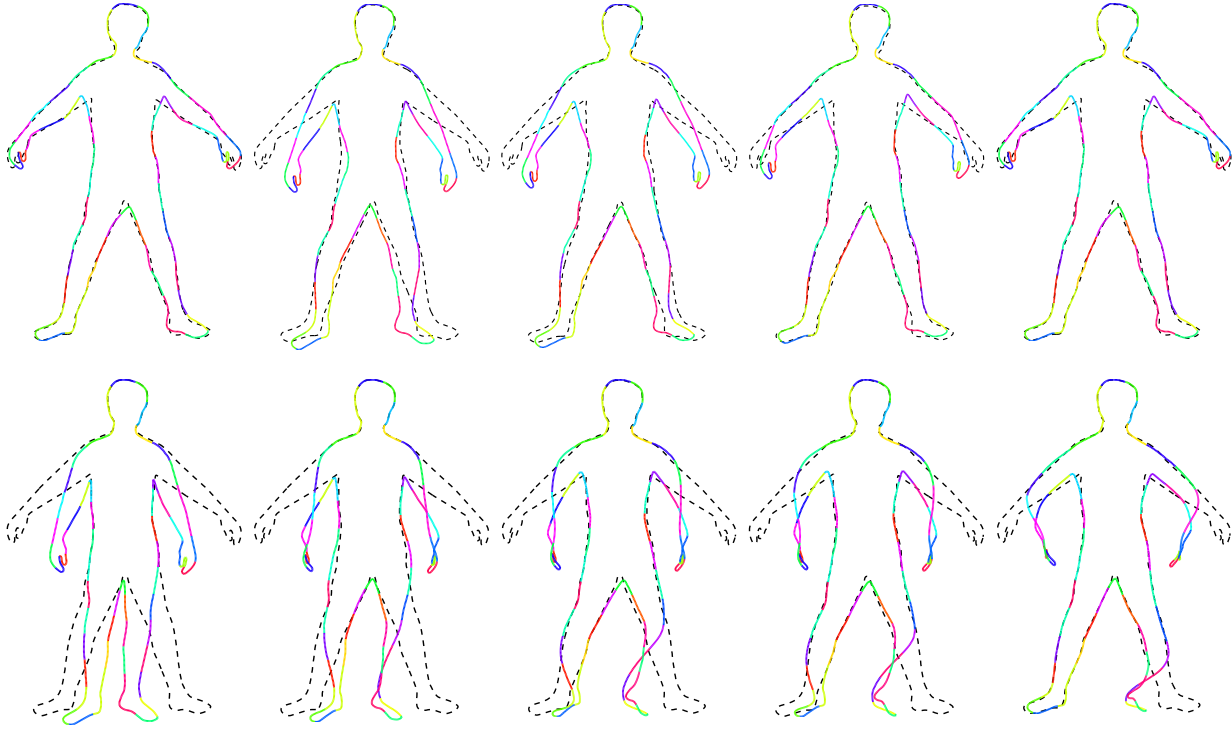


Figure 3: Finsler evolution (top) with $\rho = 0.8$ and Sobolev evolution (bottom) for different step k of the flow. Each image displays the target curve Λ (dash line) and the current curve Γ_k (solid line). The energy is computed using $\sigma = 0.8$, $\delta = 0.04$.

similarity transform if there exists a smooth function $\lambda : \mathbb{R} \rightarrow \mathbb{R}^+$ such that

$$\forall (s, s') \in \mathbb{S}^1 \times \mathbb{S}^1, \quad \|\Gamma_t(s) - \Gamma_t(s')\| = \lambda(t) \|\Gamma_0(s) - \Gamma_0(s')\|. \quad (8.1)$$

The following proposition states that the set of instantaneous motion Φ_t giving rise to a similarity evolution is, at each time, a linear sub-space of dimension 4 of $T_{\Gamma_t} \mathcal{B}$.

Proposition 8.1. The evolution (4.1) satisfies (8.1) if and only if, for all $t \in \mathbb{R}$, $\Phi_t \in \mathcal{S}_{\Gamma_t}$ where

$$\mathcal{S}_{\Gamma} = \left\{ \Phi \in T_{\Gamma} \mathcal{B} : \forall s \in \mathbb{S}^1, \Phi(s) = A\Gamma(s) + b : \text{for } A \in \mathcal{S}_{2 \times 2}, b \in \mathbb{R}^2 \right\} \quad (8.2)$$

$$\text{where } \mathcal{S}_{2 \times 2} = \left\{ \begin{pmatrix} \alpha & -\beta \\ \beta & \alpha \end{pmatrix} \in \mathbb{R}^{2 \times 2} : (\alpha, \beta) \in \mathbb{R}^2 \right\}.$$

Proof. Using the fact that the Lie algebra of the group of similarities is $\mathbb{R}^2 \rtimes \mathcal{S}_{2 \times 2}$, we obtain the desired result following the proof of Proposition 4.1. \square

Analogously to Proposition 4.2, the next proposition characterizes in an intrinsic manner the set \mathcal{S}_{Γ} .

Proposition 8.2. For a C^2 -curve Γ , one has $\Phi \in \mathcal{S}_{\Gamma}$ if and only if Φ is C^2 and satisfies

$$\frac{dK_{\Gamma}(\Phi)}{d\Gamma} = 0 \quad (8.3)$$

where we have introduced the following linear operator

$$K_\Gamma(\Phi) = \left(\frac{d\Phi}{d\Gamma(s)} \cdot \mathbf{t}_\Gamma, \frac{d\Phi}{d\Gamma(s)} \cdot \mathbf{n}_\Gamma \right), \quad \forall \Phi \in T_\Gamma \mathcal{B}.$$

Proof. Given a curve $\Gamma \in C^2(\mathbb{S}^1, \mathbb{R}^2)$, every deformation Φ of Γ which is the restriction, to the curve Γ , of an instantaneous similarity motion, can be written as

$$\Phi(s) = A\Gamma(s) + b, \quad \forall s \in \mathbb{S}^1$$

for some matrix $A = \begin{pmatrix} \alpha & -\beta \\ \beta & \alpha \end{pmatrix}$ and a vector b . Now, differentiating with respect to $d\Gamma$ we obtain

$$\frac{d\Phi}{d\Gamma}(s) = A\mathbf{t}_\Gamma$$

which is equivalent to

$$\frac{d\Phi}{d\Gamma} \cdot \mathbf{t}_\Gamma = \alpha \quad \text{and} \quad \frac{d\Phi}{d\Gamma} \cdot \mathbf{n}_\Gamma = \beta \quad (8.4)$$

for every $s \in \mathbb{S}^1$. Remark that similarity is the only affine motion verifying (8.4) and this is due to the form of the matrix A . In fact, if $\frac{d\Phi}{d\Gamma}$ verifies $\frac{d\Phi}{d\Gamma} \cdot \mathbf{t}_\Gamma = \alpha$ and $\frac{d\Phi}{d\Gamma} \cdot \mathbf{n}_\Gamma = \beta$ then

$$\frac{d\Phi}{d\Gamma} = \alpha \mathbf{t}_\Gamma + \beta \mathbf{n}_\Gamma = \alpha \mathbf{t}_\Gamma + \beta \mathbf{t}_\Gamma^\perp = A\mathbf{t}_\Gamma.$$

In particular, if $\alpha = 0$ then Φ is a rigid motion and (8.4) coincides with the characterization proved in Proposition 4.2.

Then, differentiating again with respect to $d\Gamma(s)$, we have

$$\frac{d}{d\Gamma} \left(\frac{d\Phi}{d\Gamma} \cdot \mathbf{t}_\Gamma \right) = 0 \quad \text{and} \quad \frac{d}{d\Gamma} \left(\frac{d\Phi}{d\Gamma} \cdot \mathbf{n}_\Gamma \right) = 0$$

which is equivalent to (8.3). □

8.2 Piecewise Similarity Deformations

Similarly to the Finsler penalty introduced in 4.2, we define a penalty that favors piecewise similarity transformations by minimizing the L^1 -norm of the first derivative of K_Γ . To control the piecewise rigid transformation part, we relax the equality constraint $L_\Gamma(\Phi) = 0$ defined as \mathcal{C}_Γ in (4.9) to a constraint $\mathcal{C}_\Gamma^\lambda$ on the L^1 norm of $L_\Gamma(\Phi)$.

Definition 8.3 (Piecewise-similarity penalty). For $\lambda \geq 0$ and $\Gamma \in \mathcal{B}$, we define for all $\Phi \in T_\Gamma \mathcal{B}$

$$R_\Gamma^\lambda(\Phi) = TV_\Gamma(K_\Gamma(\Phi)) + \iota_{\mathcal{C}_\Gamma^\lambda} \quad \text{where} \quad \mathcal{C}_\Gamma^\lambda = \{ \Phi \in T_\Gamma \mathcal{B} : \|L_\Gamma(\Phi)\|_{L^1(\Gamma)} \leq \lambda \} \quad (8.5)$$

where L_Γ is either L_Γ^+ or L_Γ^- as defined in (4.6) and TV_Γ is defined in (3.1).

The piecewise similarity Finsler gradient $\nabla_{R_\Gamma^\lambda} E(\Gamma)$ is defined by minimizing (2.3) with the penalty R_Γ^λ defined in (8.5) with the constraint set \mathcal{L}_Γ defined in (4.10). The following proposition shows that, as λ tends to 0, the set of piecewise similarity Finsler gradients tends to the set of piecewise-rigid Finsler gradients.

Proposition 8.4. One has $R_\Gamma^0 = R_\Gamma$ where R_Γ is defined in (4.8).

Proof. One has $\mathcal{C}_\Gamma^0 = \mathcal{C}_\Gamma$. If $R_\Gamma^0(\Phi) \neq +\infty$, one has $L_\Gamma^+(\Phi) = L_\Gamma^-(\Phi) = 0$ a.e., so that in this case

$$TV_\Gamma(K_\Gamma(\Phi)) = TV_\Gamma\left(\frac{d\Phi}{d\Gamma(s)} \cdot \mathbf{n}_\Gamma\right).$$

□

The following theorem extends Theorem 4.6 to the piecewise similarity penalty and ensures existence of the corresponding Finsler gradient.

Theorem 8.5. The function R_Γ^λ defined in (8.5) admits at least a minimum on \mathcal{L}_Γ .

Proof. It suffices to adapt the proof of Theorem 4.6 by using the new constraint on the L^1 -norm of $L_\Gamma(\Phi)$.

□

8.3 Numerical examples

We now show some numerical examples for the piecewise similarity Finsler gradient. The computation is performed with the discretization detailed in Section (6), which is extended in a straightforward manner to handle the piecewise similarity model.

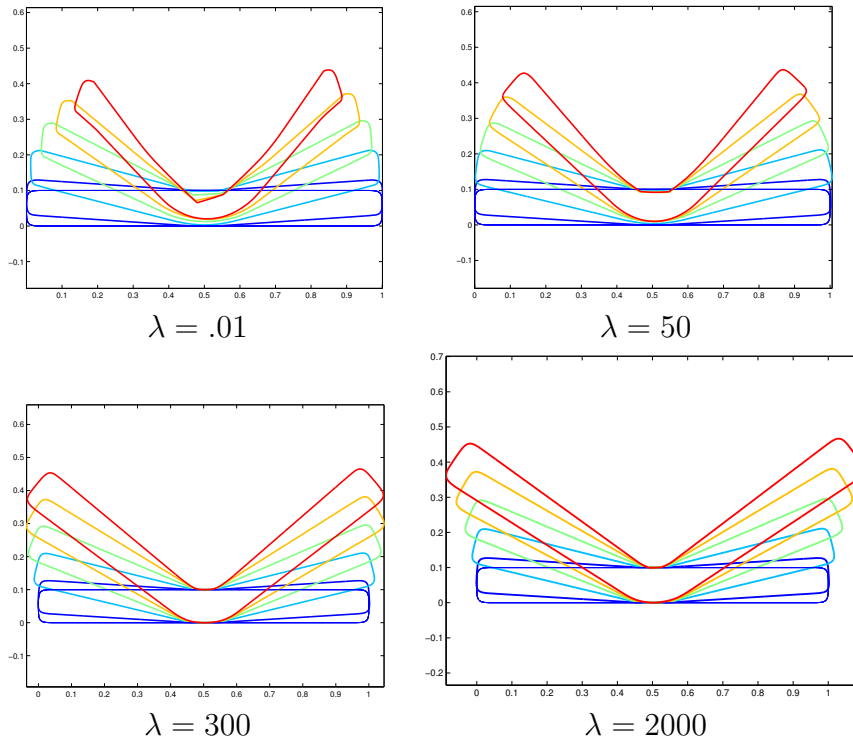


Figure 4: Piecewise similarity Finsler flow evolutions for $\rho = 0.3$ and for different values of λ .

Influence of λ . We first re-use the synthetic example introduced in Section 7.1 to illustrate the influence of the parameter λ . We thus use an evolution driven by the flow $F(\Gamma) \in T_\Gamma \mathcal{B}$ defined in (7.1). Figure 4 shows how λ allows one to interpolate between the piecewise rigid model (when $\lambda = 0$) to a piecewise similarity model when λ increases. For large value of λ , one clearly sees the global scaling introduced by the model which is helpful to better follow the flow of F .

Figure 5 compares the evolution obtained with the initial flow (7.2) (corresponding to $(\rho, \lambda) = (0, 0)$, i.e. the Finsler gradient is equal to $F(\Gamma)$), the piecewise rigid flow (corresponding to $\rho > 0$ and $\lambda = 0$) and the piecewise similarity flow (corresponding to $\rho > 0$ and $\lambda > 0$).

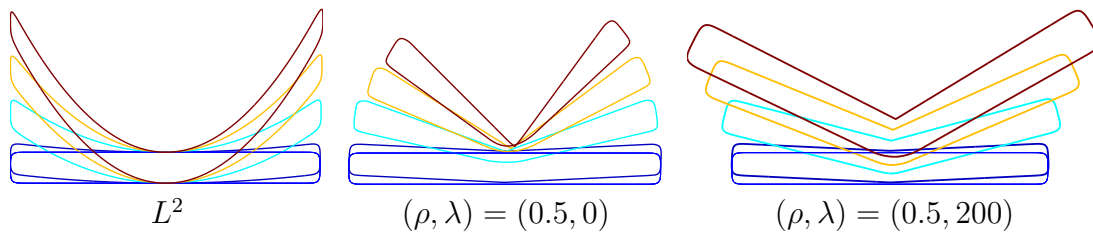


Figure 5: From left to right: evolutions by using the L^2 gradient, piecewise rigid Finsler gradient, piecewise similarity Finsler gradient.

Application to the matching problem. We now show an application of the Finsler descent method to the curve matching problem, by minimizing the energy E defined in (5.4). Figure 6 shows the results obtained with the piecewise similarity penalty for well chosen parameters $(\sigma, \delta, \lambda, \rho)$. These evolutions should be compared with the ones reported in Section 7.2. Allowing the length of the curve to vary using a parameter $\lambda > 0$ allows the evolutions to better capture the geometry of the target shape and thus leads to better matchings.

Conclusion

This paper has presented a novel way to encode piecewise regular constraints for curve evolutions. This is achieved by designing Finsler penalties in the tangent space of curves. This method offers a unifying treatment of this class of evolutions. A distinctive feature of this approach is that it uses a convex modeling of the geometric constraints. For the particular case of piecewise rigid and piecewise similarity transforms, this avoids the need to specify the location of the articular points, which is a difficult problem. Instead, these articulations are obtained, at each iteration, through the resolution of a convex program. This novel method opens the doors to many fascinating theoretical questions, such as the definition of a continuous flow when letting $\tau_k \rightarrow 0$, and the properties of Finslerian spaces of curves.

Acknowledgment

This work has been supported by the European Research Council (ERC project SIGMA-Vision).

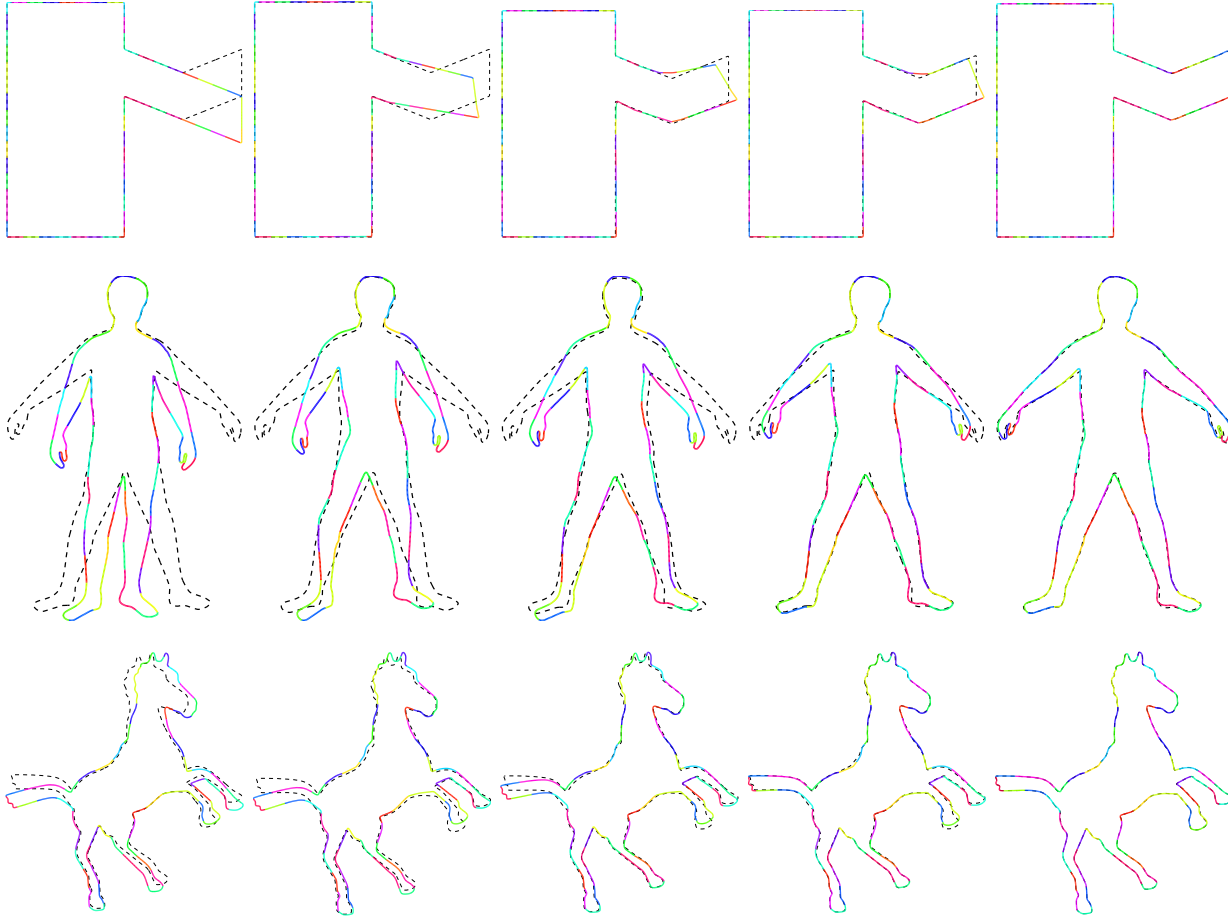


Figure 6: Curve matching by piecewise similarity motions. Each image displays the target curve Λ (dash line) and the current curve Γ_k (solid line). We used the following parameters: top row: $\sigma = 0.8, \delta = 0.04, \lambda = 2000, \rho = 0.85$; middle row: $\sigma = 0.8, \delta = 0.08, \lambda = 2000, \rho = 0.95$; bottom row: $\sigma = 0.9, \delta = 0.03, \lambda = 2000, \rho = 0.87$.

9 Appendix: BV and BV^2 functions

In this section we remind the definition of BV and BV^2 functions in dimension one.

Definition 9.1. Let $u \in L^1([0, 1], \mathbb{R})$. We say that u is a function of bounded variation in $[0, 1]$ if

$$|Du|([0, 1]) = \sup \left\{ \int_0^1 u g' dx : g \in C_c^\infty([0, 1], \mathbb{R}), \|g\|_{L^\infty([0, 1], \mathbb{R})} \leq 1 \right\} < \infty. \quad (9.1)$$

By Riesz's representation theorem this is equivalent to state that there exists a unique finite Radon measure, denoted by Du , such that

$$\int_0^1 u g' dx = - \int_0^1 g dDu \quad \forall g \in C_c^1([0, 1]).$$

Clearly the total variation of the measure Du on $[0, 1]$, i.e., $|Du|([0, 1])$, coincides with the quantity defined in (9.1) and this justifies our notations. We denote the space of functions of bounded

variation in $[0, 1]$ by $BV([0, 1], \mathbb{R})$. The space $BV([0, 1], \mathbb{R})$ equipped with the norm

$$\|u\|_{BV} = \|u\|_{L^1} + |Du|([0, 1])$$

is a Banach space. We say that $\{u_h\}$ weakly* converges in $BV([0, 1], \mathbb{R})$ to u if

$$u_h \xrightarrow{L^1} u \quad \text{and} \quad Du_h \xrightarrow{*} Du, \quad \text{as } h \rightarrow \infty.$$

We now define the set of BV^2 -functions as the functions whose second derivative are Radon measures:

Definition 9.2. Let $u \in W^{1,1}([0, 1], \mathbb{R})$. We say that u belongs to $BV^2([0, 1], \mathbb{R})$ if

$$|D^2u|([0, 1]) := \sup \left\{ \int_0^1 u g'' dx : g \in C_c^\infty([0, 1], \mathbb{R}), \|g\|_{L^\infty([0, 1], \mathbb{R})} \leq 1 \right\} < \infty. \quad (9.2)$$

As for the first variation, the functional considered in (9.2) can be represented by a measure D^2u whose total variation coincides with the quantity $|D^2u|([0, 1])$ previously defined.

$BV^2([0, 1], \mathbb{R})$ equipped with the norm

$$\|u\|_{BV^2} = \|u\|_{BV} + |D^2u|([0, 1]) \quad (9.3)$$

is a Banach space. In particular we have $W^{2,1}([0, 1], \mathbb{R}) \subset BV^2([0, 1], \mathbb{R})$. We say that $\{u_h\}$ weakly* converges in $BV^2([0, 1], \mathbb{R})$ to u if

$$u_h \xrightarrow{W^{1,1}} u \quad \text{and} \quad D^2u_h \xrightarrow{*} D^2u, \quad \text{as } h \rightarrow \infty.$$

We remind that if $\{u_h\} \subset BV^2([0, 1], \mathbb{R})$ is such that $\sup \|u_h\|_{BV^2} < M$ then there exists $u \in BV^2([0, 1], \mathbb{R})$ such that $\{u_h\}$ weakly* converges in $BV^2([0, 1], \mathbb{R})$ toward u and

$$|D^2u|([0, 1]) \leq \liminf_{h \rightarrow \infty} |D^2u_h|([0, 1]).$$

Moreover we have the following proposition showing the link between BV and BV^2 functions

Proposition 9.3. A function u belongs to $BV^2([0, 1], \mathbb{R})$ if and only if $u \in W^{1,1}([0, 1], \mathbb{R})$ and $u' \in BV([0, 1], \mathbb{R})$, for every $i = 1, \dots, n$. Moreover

$$|D^2u|([0, 1]) = |Du'|([0, 1]).$$

We also remind that $BV^2([0, 1], \mathbb{R})$ is embedded in $W^{1,\infty}([0, 1], \mathbb{R})$ so BV^2 functions are Lipschitz continuous (see Theorem 5, [20] pag. 131). Then, in particular, as $[0, 1] \subset \mathbb{R}$ is bounded, $BV^2([0, 1], \mathbb{R})$ is embedded $W^{1,p}([0, 1], \mathbb{R})$, for every $p \geq 1$.

A vector field \mathbf{u} belongs to $BV([0, 1], \mathbb{R}^2)(BV^2([0, 1], \mathbb{R}^2))$ if every component of \mathbf{u} belongs to $BV([0, 1], \mathbb{R})(BV^2([0, 1], \mathbb{R}))$. In this case the $BV(BV^2)$ -norm of \mathbf{u} is equal to the sum of the respective norms of its components. We refer to [4] and [19] for more properties of these spaces.

References

- [1] S. Duffner M. Barlaud A. Herbulot, S. Jehan Besson and G. Aubert. Segmentation of vectorial image features using shape gradients and information measures. *Journal of Mathematical Imaging and Vision*, 25:365–386, 2006.
- [2] P.-A. Absil, R. Mahony, and R. Sepulchre. Optimization on manifolds: Methods and applications. *Recent Advances in Optimization and its Applications in Engineering. The 14th Belgian-French-German Conference on Optimization*. Springer, pages 125–144, 2010.
- [3] Y. I. Alber, R. S. Burachik, and A. N. Iusem. A proximal point method for nonsmooth convex optimization problems in banach spaces. *Abstract and Applied Analysis*, 2(1–2):97–120, 1997.
- [4] L. Ambrosio, N. Fusco, and D. Pallara. Functions of Bounded Variation and Free Discontinuity Problems. *Oxford Science Publications*, 2000.
- [5] L. Ambrosio, N. Gigli, and L. Savaré. Gradient Flows in Metric Spaces and in Spaces of the Probability Measures. *Birkhäuser*, 2008.
- [6] K. Aoyama, F. Kohsaka, and W. Takahashi Abstract. Proximal Point Methods For Monotone Operators In Banach Spaces. *Taiwanese Journal of Mathematics*, 15(1):259–281, 2011.
- [7] N. Aronszajn. Theory of reproducing kernels. *Trans. Am. Math. Soc.*, 68(3):337–404, 1950.
- [8] J. Ashburner. A fast diffeomorphic image registration algorithm. *NeuroImage*, 38(1):95–113, 2007.
- [9] D. Bao, S.S. Chern, and Z. Shen. An introduction to Riemannian-Finsler geometry. *Springer-Verlag New York, Inc.*, 2000.
- [10] S. Boyd and L. Vandenberghe. Convex optimization. *Cambridge University Press*, 2004.
- [11] H. Brezis. Functional Analysis, Sobolev Spaces, and Partial Differential Equations. *Springer*, 2010.
- [12] V. Caselles, R. Kimmel, and G. Sapiro. Geodesic active contours. *International Journal of Computer Vision*, 22(1):61–79, 1997.
- [13] T. Chan and L. Vese. Active contours without edges. *IEEE Transactions on Image Processing*, 10(2):266–277, 2001.
- [14] W. Chang and M. Zwicker. Automatic registration for articulated shapes. *Computer Graphics Forum (Proceedings of SGP 2008)*, 27(5):1459–1468, 2008.
- [15] G. Charpiat, R. Keriven, J. P. Pons, and O. D. Faugeras. Designing spatially coherent minimizing flows for variational problems based on active contours. *Proc. ICCV*, 2:1403–1408, 2005.
- [16] G. Charpiat, P. Maurel, J. P. Pons, R. Keriven, and O. D. Faugeras. Generalized Gradients: Priors on Minimization Flows. *International Journal of Computer Vision*, 73(3):325–344, July 2007.

- [17] Y. Chen and G. Medioni. Object modeling by registration of multiple range images. *Proc. Conf. on Robotics and Automation*, pages 2724–2729, 1991.
- [18] F.H. Clarke. On the inverse function theorem. *Pacific J. Math.*, 64(1):97–102, 1976.
- [19] F. Demengel. Fonctions à hessien borné. *Annales de l'Institut Fourier*, 34(2):155–190, 1984.
- [20] L. Evans and R.F. Gariepy. Measure theory and fine properties of functions. *CRC Press*, 1992.
- [21] G. Gilboa and S. Osher. Nonlocal linear image regularization and supervised segmentation. *SIAM Multiscale Modeling and Simulation*, 6:595–630, 2007.
- [22] J. Glaunes, A. Trouvé, and L. Younes. Diffeomorphic matching of distributions : A new approach for unlabelled point-sets and sub-manifolds matching. *Proc. of CVPR'04*, 2:712–718, 2004.
- [23] P. Harms and A. Mennucci. Geodesics in infinite dimensional Stiefel and Grassmann manifolds. *Compte Rendus de l'Académie des Sciences*, 350(15?16):773–776, 2012.
- [24] M. Hinze, R. Pinnau, M. Ulbrich, and S. Ulbrich. Optimization with PDE-Constraints. *Springer*, 2008.
- [25] A. Yezzi M. Cetin J. Kim, J.W. Fisher and A.S. Willsky. A nonparametric statistical method for image segmentation using information theory and curve evolution. *IEEE Trans. Image Proc.*, 14:486–502, 2005.
- [26] T.F. Chan K. Ni, X. Bresson and S. Esedoglu. Local histogram based segmentation using the Wasserstein distanc. *International Journal of Computer Vision*, 84:97–111, 2009.
- [27] M. Kass, A. Witkin, and D. Terzopoulos. Snakes: Active contour models. *International Journal of Computer Vision*, 1(4):321–331, January 1988.
- [28] M. Kilian, N.J. Mitra, and H. Pottmann. Geometric modeling in shape space. *ACM Transactions on Graphics*, 26(3):1–8, 2007.
- [29] R. Malladi, J. A. Sethian, and B. C. Vemuri. Shape modeling with front propagation: A level set approach. *IEEE Trans. Patt. Anal. and Mach. Intell.*, 17(2):158–175, 1995.
- [30] A.C. Mennucci. Level set and PDE based reconstruction methods: Applications to inverse problems and image processing. *Lecture Notes in Mathematics, Lectures given at the C.I.M.E. Summer School held in Cetraro, 8-13 September 2008, Springer-Verlag*, 2013.
- [31] P.W. Michor and D. Mumford. Riemannian geometries on spaces of plane curves. *J. Eur. Math. Soc.*, 8(1):1–48, 2006.
- [32] D. Mumford and J. Shah. Optimal approximations by piecewise smooth functions and associated variational problems. *Communications on Pure and Applied Mathematics*, XLII(4), 1989.
- [33] J. Nocedal and S.J. Wright. Numerical optimization. *Springer*, 1999.

- [34] W. Ring and B. Wirth. Optimization methods on Riemannian manifolds and their application to shape space. *SIAM Journal on Optimization*, 22(2):596–627, 2012.
- [35] L. Risser, F.X. Vialard, R. Wolz, M. Murgasova, D. Holm, and D. Rueckert. Simultaneous multiscale registration using large deformation diffeomorphic metric mapping. *IEEE Transactions on Medical Imaging*, 30(10):1746–1759, 2011.
- [36] C.R. Shelton. Morphable surface models. *Int. J. Comput. Vision*, 38(1):75–91, June 2000.
- [37] A. Sotiras, C. Davatzikos, and N. Paragios. Deformable medical image registration: A survey. *IEEE Trans. Med. Imaging*, 32(7):1153–1190, 2013.
- [38] G. Sundaramoorthi, J.D. Jackson, A. J. Yezzi, and A. C. Mennucci. Tracking with Sobolev active contours. *Proc. CVPR*, 1:674–680, 2006.
- [39] G. Sundaramoorthi, A.C.G. Mennucci, S. Soatto, and A. Yezzi. A new geometric metric in the space of curves, and applications to tracking deforming objects by prediction and filtering. *SIAM J. Imaging Sciences*, 4(1):109–145, 2011.
- [40] G. Sundaramoorthi, A. J. Yezzi, and A. C. Mennucci. Sobolev Active Contours. *International Journal of Computer Vision*, 73(3):345–366, July 2007.
- [41] G. Sundaramoorthi, A. J. Yezzi, and A. C. Mennucci. Properties of Sobolev-type metrics in the space of curves. *Interfaces and Free Boundaries*, 10(4):423–445, 2008.
- [42] G. Sundaramoorthi, A. J. Yezzi, A. C. Mennucci, and G. Sapiro. New Possibilities with Sobolev Active Contours. *International Journal of Computer Vision*, 84(2):113–129, August 2009.
- [43] Aymeric Perchant Tom Vercauteren, Xavier Pennec and Nicholas Ayache. Diffeomorphic demons: Efficient non-parametric image registration. *NeuroImage*, 45(1, supplement 1):S61–S72, 2009.
- [44] A. Trouvé and F-X. Vialard. Shape splines and stochastic shape evolutions: A second order point of view. *Quarterly of Applied Mathematics*, 70:219–251, 2012.
- [45] M. Vaillant and J. Glaunès. Surface matching via currents. *Information Processing in Medical Imaging, Lecture Notes in Computer Science*, 3565:381–392, 2005.
- [46] M. Vaillant, M. I Miller, L. Younes, and A. Trouvé. Statistics on diffeomorphisms via tangent space representations. *NeuroImage*, 23(1):161–169, 2004.
- [47] G. Wahba. Spline models for observational data. *CBMS-NSF Regional conference series. SIAM*, 1990.
- [48] A. Yezzi and A. Mennucci. Conformal metrics and true “gradient flows” for curves. *Proc. ICCV*, 1:913–919, 2005.
- [49] A. Yezzi and A. Mennucci. Metrics in the space of curves. *arXiv:math/0412454v2*, 2005.

- [50] L. Younes. Computable elastic distances between shapes. *SIAM Journal of Applied Mathematics*, 58(2):565–586, 1998.
- [51] L. Younes, P.W. Michor, J. Shah, and D. Mumford. A metric on shape space with explicit geodesics. *Rend. Lincei Mat. Appl.*, 19(1):25–57, 2008.